

Reading and Math Readiness August 9, 2017

M. Ann Levett, Ed.D., Superintendent

Aretha Rhone-Bush, Interim Chief Academic Officer

Kimberly Hancock, Executive Director of Elementary K8 School Governance

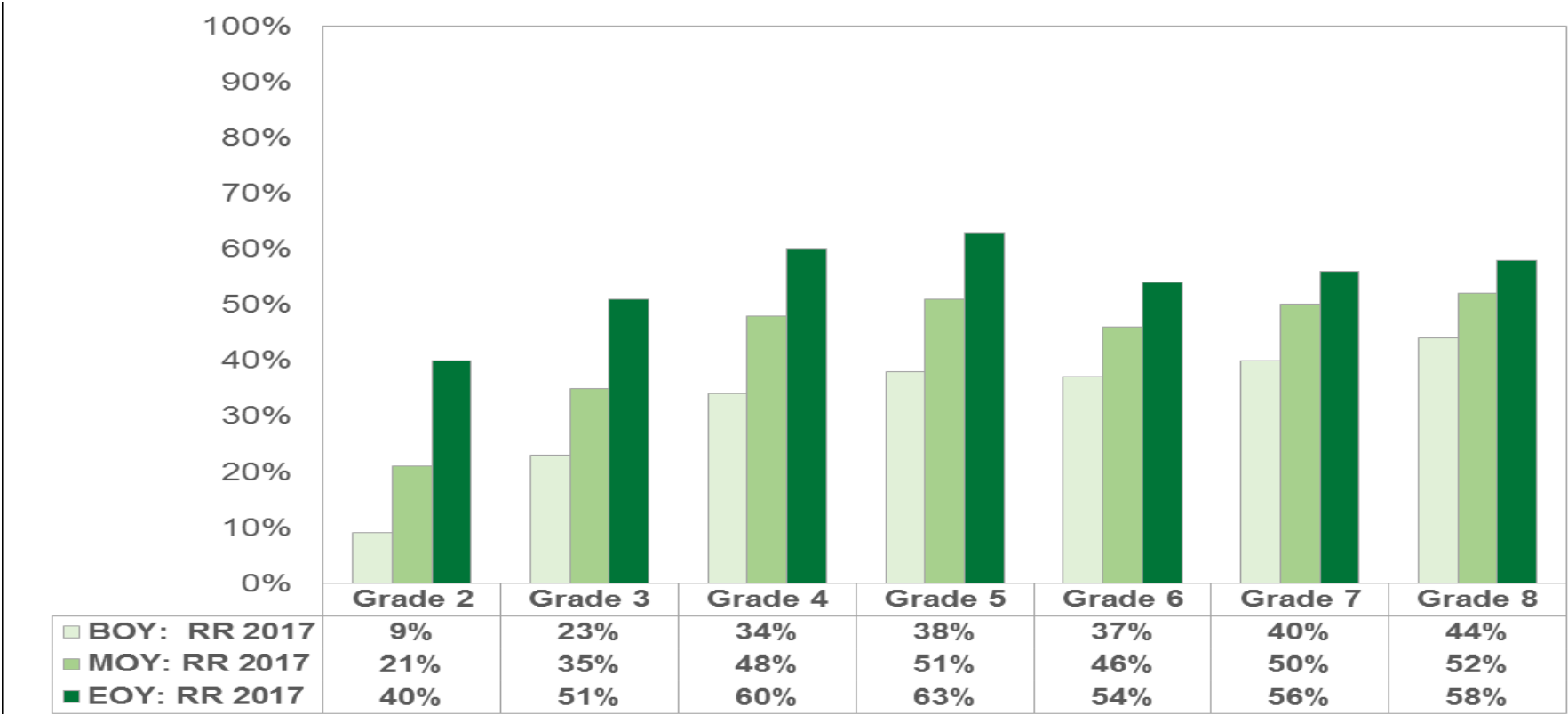
Peter Ulrich, Interim Executive Director of Middle School Governance

Objective, Baseline & Target: Reading and Math Readiness

Strategic Goal 1, Objective B1: Improve literacy and numeracy outcomes for grades 2 through 8 to ensure that students acquire grade-level skills needed for success at the next grade level.

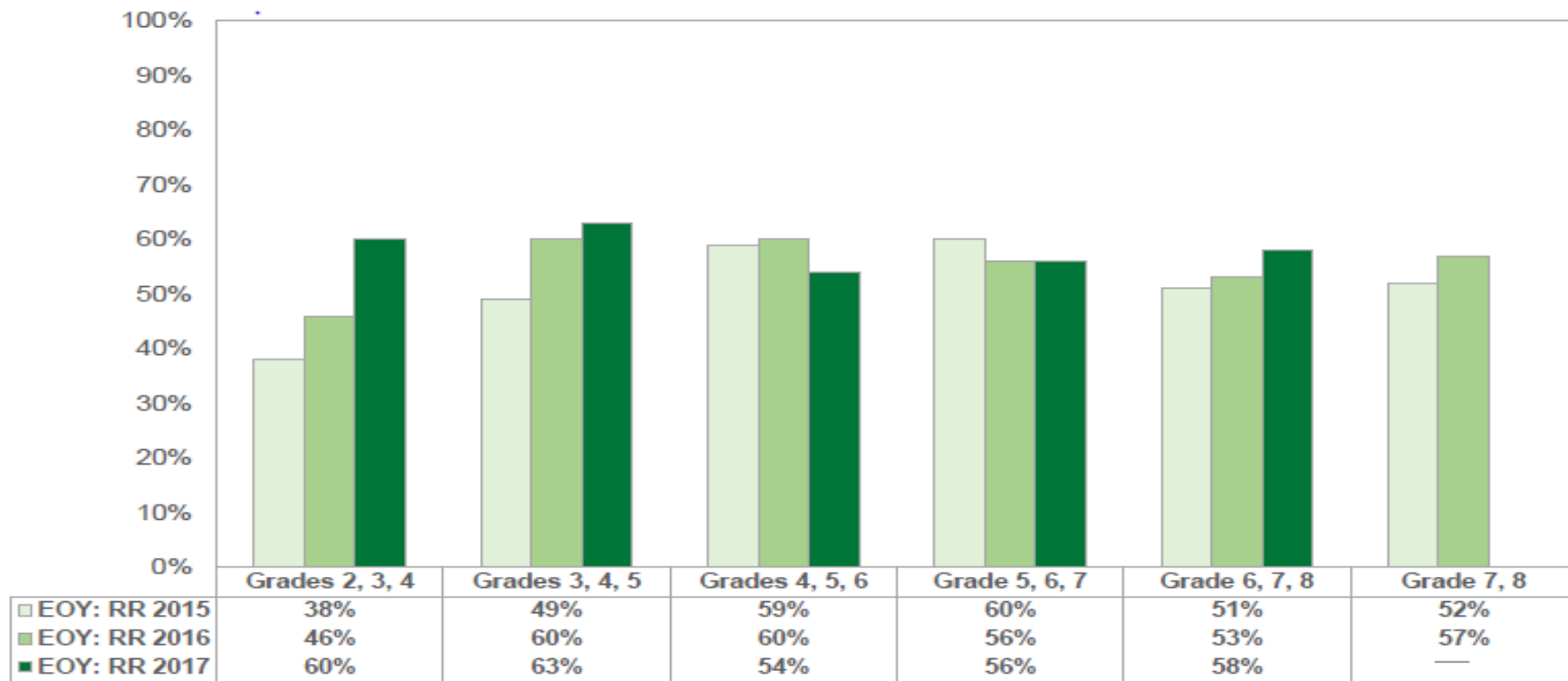
RR & MR Targets	Grade 2	Grade 3	Grade 4	Grade 5	Grade 6	Grade 7	Grade 8
Reading Readiness Target: SY 2019-20	47%	57%	65%	66%	58%	59%	64%
Math Readiness Target: SY 2019-20	43%	47%	52%	51%	41%	43%	52%

Objective, Baseline & Target: Reading Readiness



Reading Readiness: Cohort Data

Figure 3. Reading Readiness: 2015-2017 End of Year (EOY) by Cohort



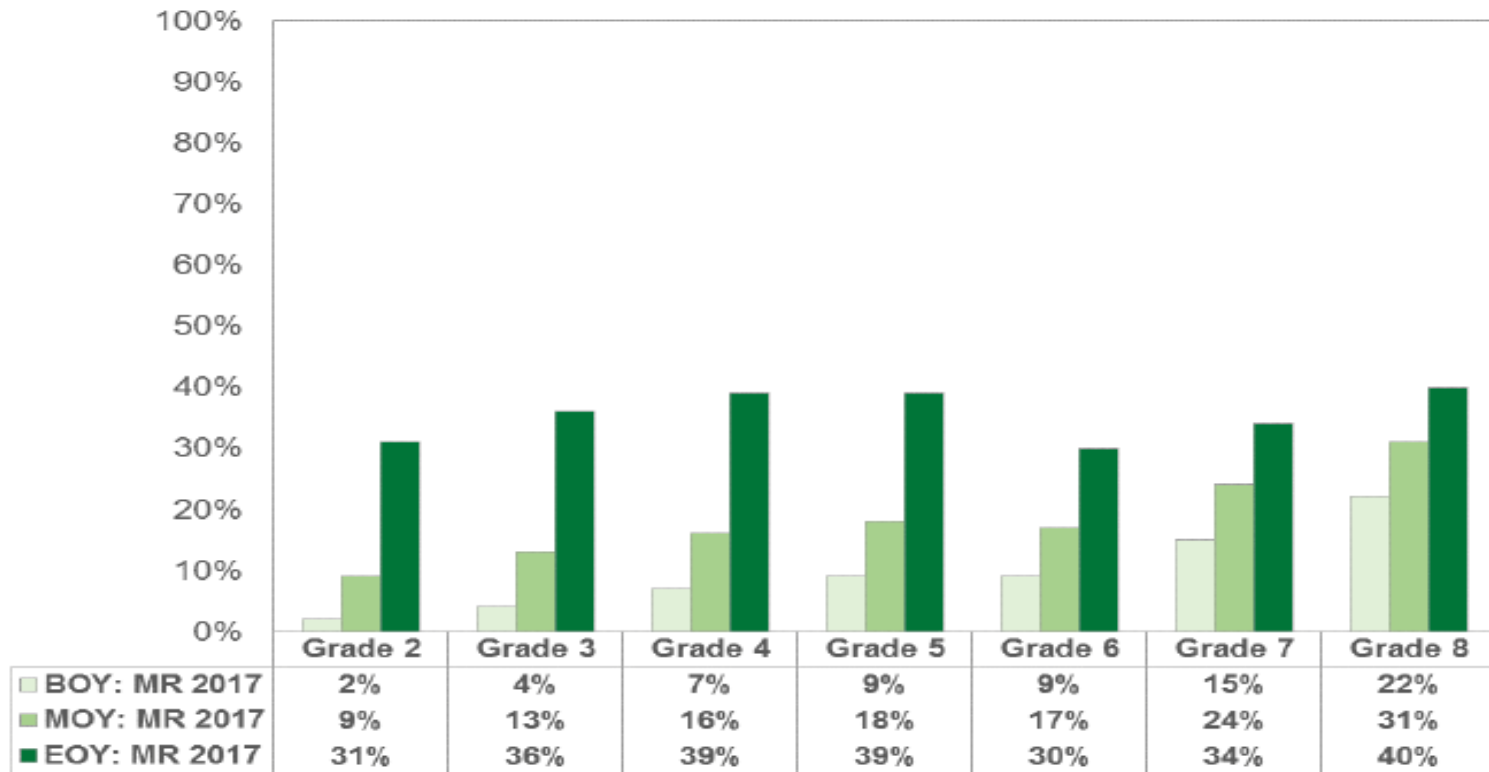
NOTE: Each grouping represents the progression of a grade level cohort; for example, Grades 2,3,4 represents Grade 2 in 2015, Grade 3 in 2016, & Grade 4 in 2017

Reading Readiness Key Points

- **Met annual targets (all grade levels):** Brock, Butler, Gadsden, Garden City, Gould, Heard, Hodge, Howard, Largo, Pt. Wentworth, Pulaski, Shuman, Spencer, Thunderbolt, West Chatham, White Bluff, and Windsor
- **Double digit gains:** Butler, Garden City, Hodge, Pt. Wentworth, and Shuman.
- **Met annual targets (all grade levels):** East Broad, Garrison, and Rice Creek
- East Broad achieving the greatest one-year and three-year gains.
- **Met annual Targets (all grade levels):** Coastal, Myers, Southwest, STEM, and West Chatham
- Southwest achieving the greatest one-year and three-year gains.

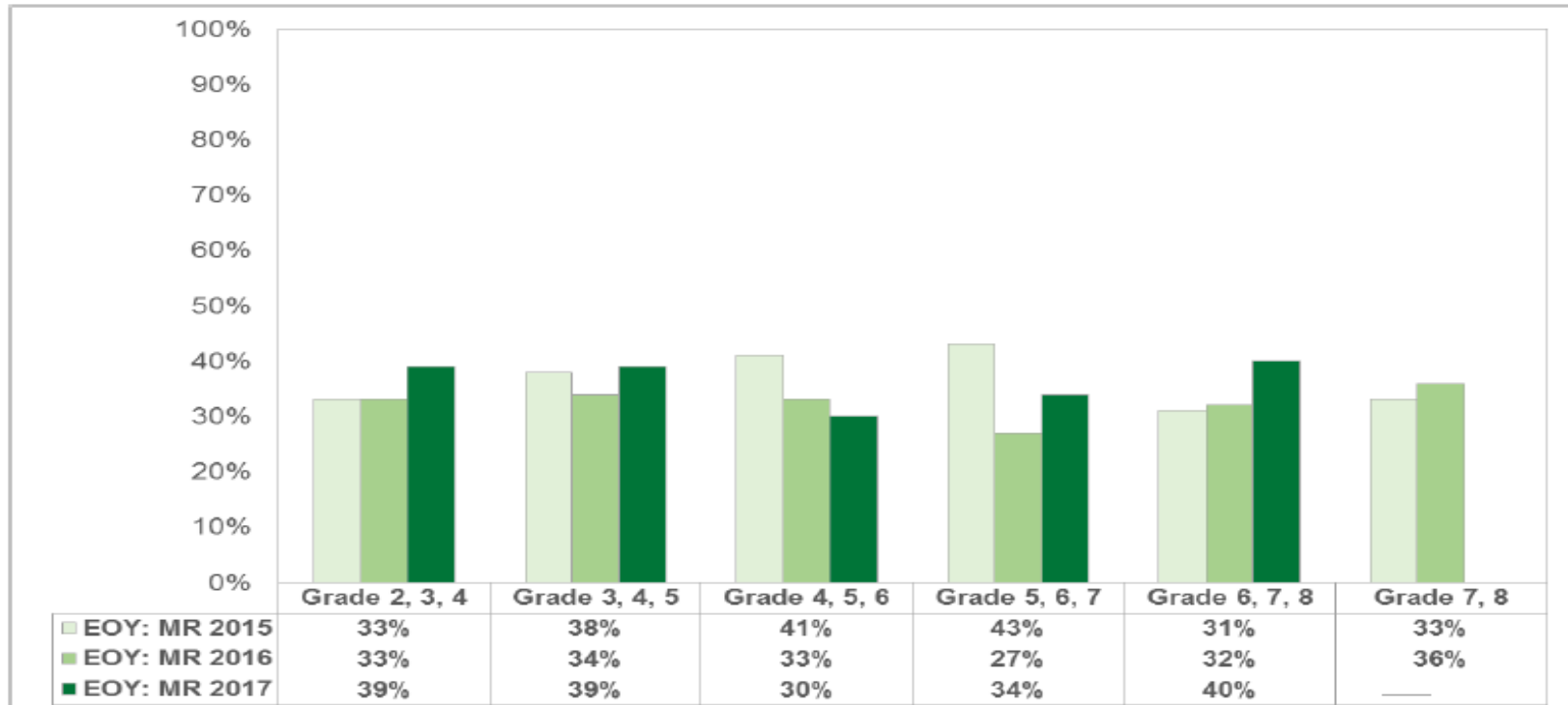
Objective, Baseline & Target: Math Readiness

Figure 4. Math Readiness: Beginning of Year (BOY) to End of Year (EOY) 2017



Math Readiness: Cohort Data

Figure 6. Math Readiness: 2015-2017 End of Year (EOY) by Cohort



NOTE: Each grouping represents the progression of a grade level cohort; for example, Grade 2,3,4 represents Grade 2 in 2015, Grade 3 in 2016, & Grade 4 in 2017

Math Readiness Key Points

- **Met annual targets (reading/math):** Nearly all elementary schools
- **Double-digit gains:** Butler, Garden City, Gould, Howard, and Pt. Wentworth.
- Seven of eight middle schools improved math readiness rates (one year)
- **Surpassed annual target (all grades):** Coastal, Mercer, Myers, Southwest, STEM, and West Chatham

Strategies

- **Balanced Literacy** provides a balance between both whole language and phonics. The strongest elements of each are incorporated using eight key elements: read aloud, guided reading, shared reading, interactive writing, shared writing, Reading Workshop, Writing Workshop and Word study.
- **Eureka Math** provides a complete in-depth focus on Power Standards directly aligned to the Georgia Standards of Excellence Standards. It requires rigorous classroom reasoning, extended classroom time devoted to practice and reflection through extensive problem sets, and high expectations for mastery.

Strategies

- Academic Affairs School Improvement Team in partnership with the School-Based Academic Coaches will continue developing, refining, and implementing a comprehensive **school improvement plan which focuses on differentiated planning, observation, modeling and support.**
- Executive Directors will continue to implement a **Differentiated Tier of Support Model** based on school data to build capacity in school leaders for accelerated school improvement across all content areas.

Questions