



Strategic Goal 3: To Provide a Safe and Secure Environment for Students and Employees

Objective E: Dropout Rate

Objective

To decrease the number of dropouts from the Savannah-Chatham County Public School System as measured by the Department of Education during the Fall FTE data collection.

Target

By 2012, the Dropout rate for grades 9-12 will be 3.3 % or less.

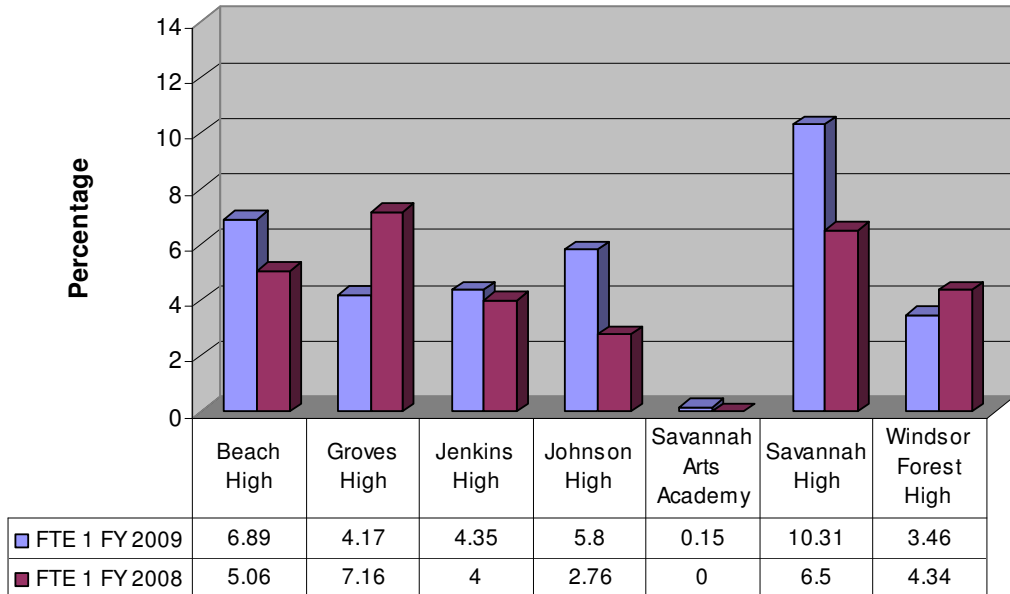
There are two methods of calculating dropout rate for the State of Georgia. The FTE method of reporting by category the yearly cycle from each October is used by the GA DOE and includes summer students' records. This calculation is used for internal purposes and is not reported to the public. The Student Record method is used by the Governor's Office of Student Achievement for reporting subgroups to the National Center for Education for the US Department of Education. To comply with the No Child Left Behind (NCLB) timeline for reporting information to the public, the process of identifying dropouts was adjusted to rely solely on Student Record collection in the summer of each school year. The National Center for Education Statistics requires that states report a dropout rate for grades 9-12. This information is used to report dropout rate to the public.

Students are reported as dropouts if they leave school for one of the following reasons: Marriage, Expelled, Financial Hardship/Job, Incarcerated/Under Jurisdiction of Juvenile or Criminal Justice Authority, Low Grades/School Failure, Military, Adult Education/Postsecondary, Pregnant/Parent, Removed for Lack of Attendance, Serious Illness/Accident, and Unknown. The dropout rate calculation is the number of students with a withdrawal code corresponding to a dropout divided by the number of students that attended the school. The number of students that attended the school is based on any student reported in the Student Record and excludes no-shows.

NOTE: For clarification on the charts, FTE1 2009 refers to school year 2007-08. FTE1 2008 refers to school year 2006-2007.

Grades 9-12 Dropouts by FTE and Student Record (GOSA)

FTE Dropout Percentages



Dropout Reason Increase/decrease:

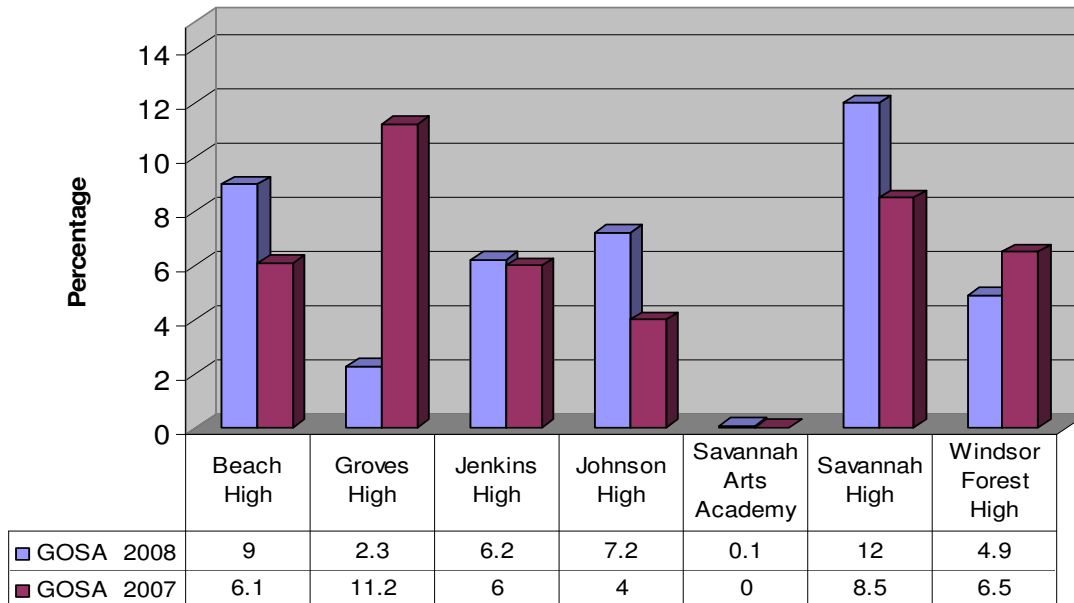
Beach HS increased in the areas of: Adult Education by 9 students, Removed for Lack of Attendance by 1 student, Unknown by 11 students, Financial Hardship by 1 student, and Incarceration by 1 student.

Johnson HS increased in the areas of: Adult Education by 8 students, Removed for Lack of Attendance by 22 students, Unknown by 13 students, Expelled by 6 students, Financial Hardship by 4 students, and Pregnancy by 1 student.

Savannah HS increased in the areas of: Adult Education by 26 students, Removed for Lack of Attendance by 16 students, and Incarceration by 6 students

Groves HS decreased in the areas of: Adult Education by 3 students, Removed for Lack of Attendance by 62 students, Financial Hardship by 1 student, and Expelled by 10 students.

GOSA Dropout Percentages

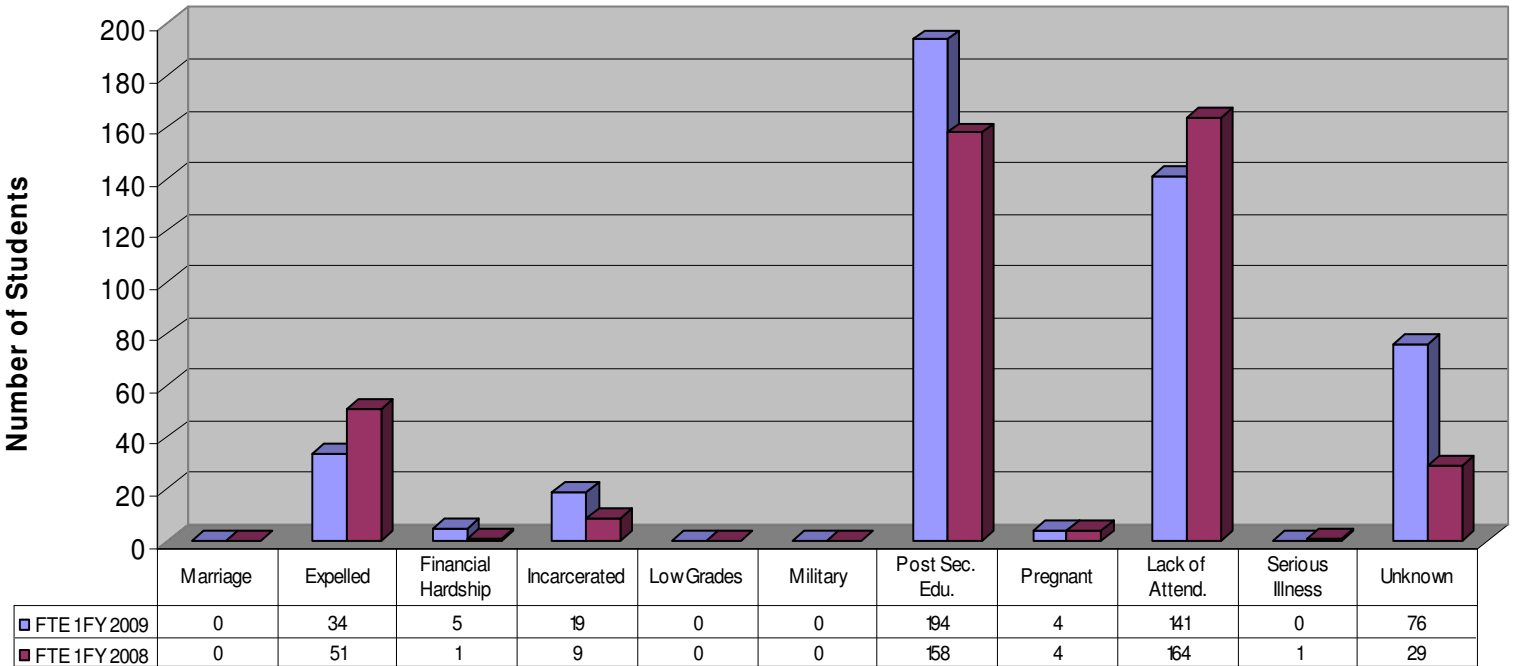


District Summary Dropout Data for Grades 9-12

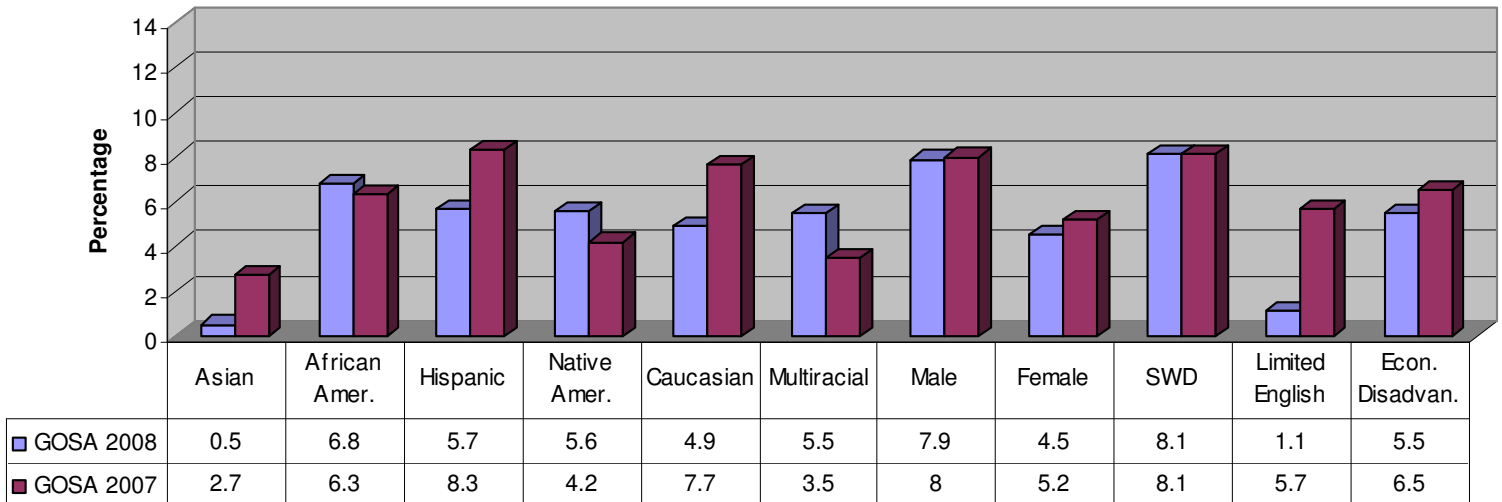
FTE Calculation	FY 2009	FY 2008
Percentage of Dropout Students	5.17%	4.55%
Number of Dropout Students	473	417

GOSA Calculation	FY 2008	FY 2007
Percentage of Dropout Students	6.13%	6.6%
Number of Dropout Students	619	664

FTE Actual Number of Students by Withdrawal Reasons (Grades 9-12)



GOSA Dropout Percentages by Subgroups (Grades 9-12)



Strategies for Decreasing the Dropout Rate

Increase the percentage of students completing ninth grade in one year through ninth grade academies, middle school counseling and guidance, academic plans for grades 8-12, middle to high school summer transition programs, scheduling for support blocks and credit recovery of core courses and computerized/virtual recovery options.

Continuously monitor key data points through a monthly Performance Indicator Report and make immediate interventions based on data.

Provide training and support for each high school site from an AYP Support Team composed of experts in administration, data and curriculum. Develop individualized AYP Attainment Plans for each site and ensure their completion.

Utilize a Start With A Transcript (SWAT) Team to evaluate all high school transcripts, correct errors, ensure proper scheduling and create specific plans for every senior to ensure graduation.

Utilize Gateway to College as an option for potential dropouts and for the retrieval of students who have already dropped out of school.