



## **District Accountability Plan Goal 1, Objective A Reading on Grade Level – SY 2010-11 Executive Summary**

District Accountability Plan Goal 1, Objective A seeks to increase the percentage of students who are reading on grade level by the end of 2nd grade as measured by a Lexile reading score of 330L or higher. The target for this objective is to have at least 77% of students reading on grade level by SY 2011-12.

In previous years the 2<sup>nd</sup> grade Lexile was obtained from the state's CRCT test, which was administered using paper and pencil. Due to funding cuts the state did not offer the CRCT for 2<sup>nd</sup> grade students in SY 2010-11. In order to obtain the Lexile score needed to assess students' reading level, the district purchased the Scholastic Reading Inventory (SRI). The SRI was administered to 2,873 students in May 2011, completely online using technology provided by ESPLOST.

This executive summary is a follow-up to the board presentation on Reading on Grade Level. The tables that follow provide the percentage of 2<sup>nd</sup> grade students reading at or above grade level for the district, by subgroup, and for each elementary and K-8 school. Previous years' scores are reported; however, because the prior years' Lexiles were derived from the paper-based CRCT, they are not truly comparable to this year's adaptive, computer-based administration of the SRI. For this reason, change data are not calculated.

Highlights from SY 2010-2011:

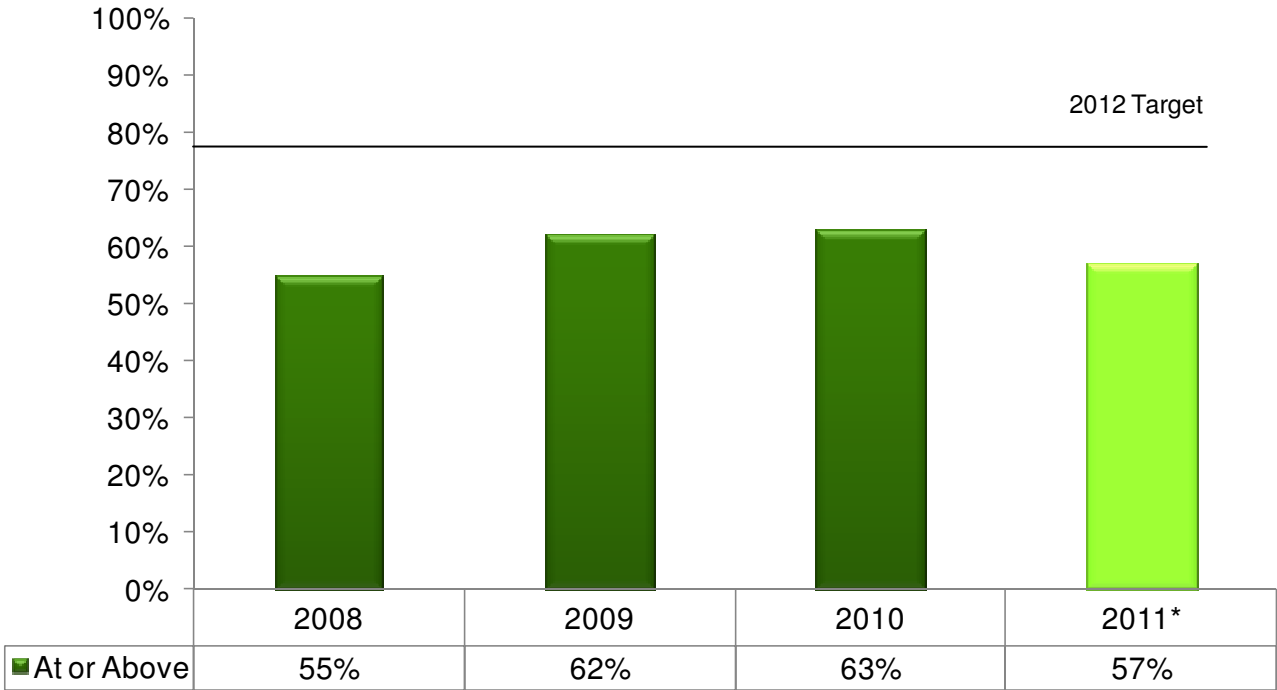
- Fifty-seven percent (57%) of 2<sup>nd</sup> grade students met the target Lexile measure of 330L.
- Among SCCPS elementary and K-8 schools, the percentage of 2<sup>nd</sup> grade students reading on grade level ranged from 26% to 79%.

Actions:

In SY 2011-12, teachers will use SRI multiple times a year to monitor and guide students' progress. The School Data Team will analyze the data after each administration of SRI in November, February, and May and adjust instruction based on the analysis of the data.

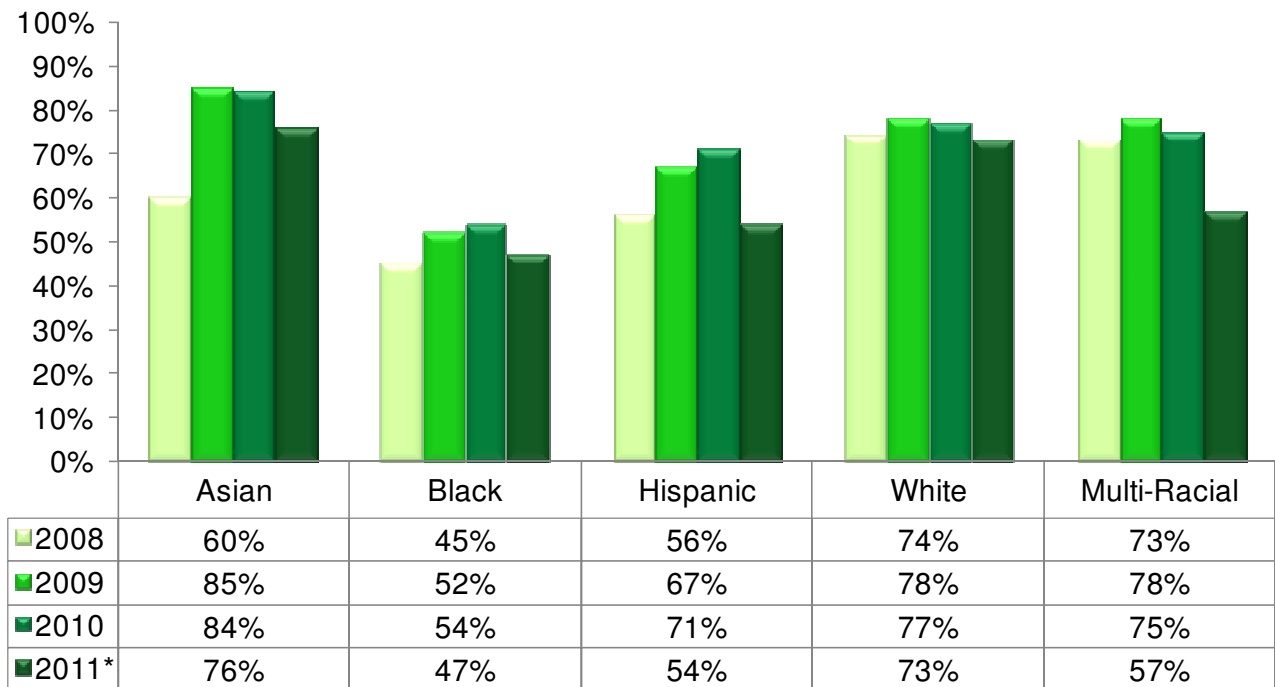
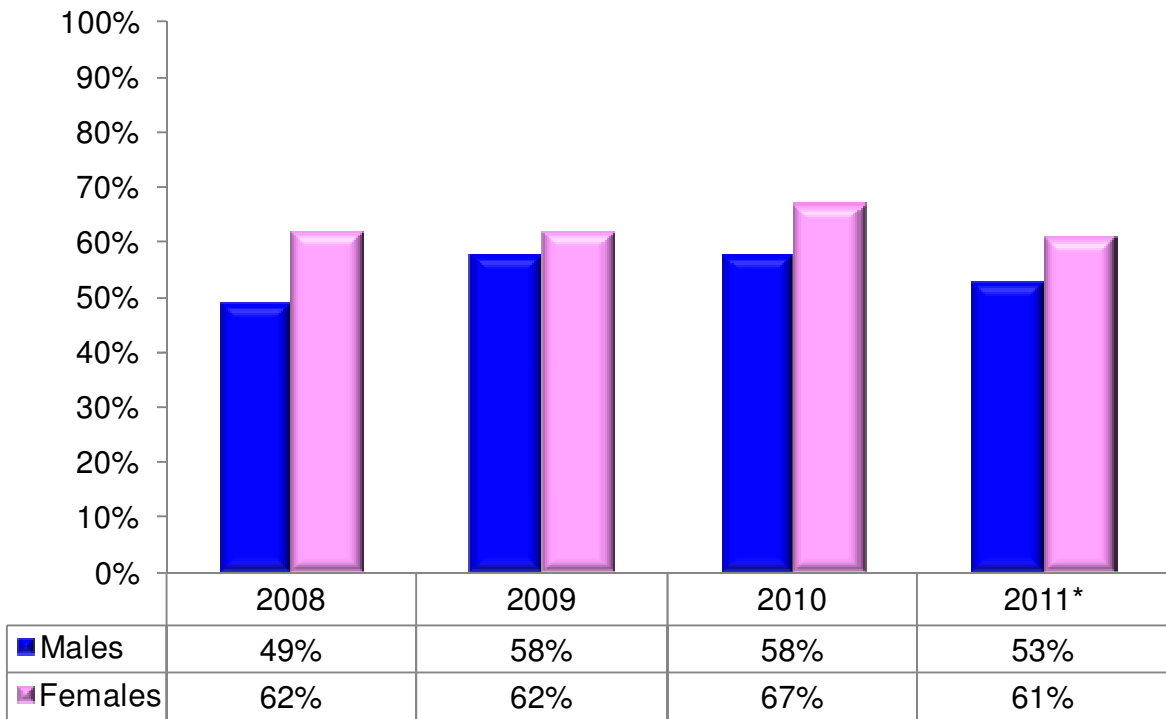
In addition, the district will monitor the school leadership teams to ensure they provide two educational sessions on the use of Lexiles to parents and community stakeholders by December 2011. Furthermore, we will require the use of three different means of communication to parents and community stakeholders on the new Gateway Promotion Requirements that are effective this school year for grades 2, 4, and 7.

**Percentage of SCCPS Students Reading on Grade Level by End of 2<sup>nd</sup> Grade**



\*GaDOE stopped testing 2<sup>nd</sup> grade at the end of SY 2009-10. Lexile scores for SY 2010-11 were obtained from Scholastic Reading Inventory, which was conducted fully online.

**Percentage of SCCPS Students Reading on Grade Level by End of 2<sup>nd</sup> Grade:  
By Gender & Ethnicity**




\*GaDOE stopped testing 2<sup>nd</sup> grade at the end of SY 2009-10. Lexile scores for SY 2010-11 were obtained from Scholastic Reading Inventory, which was conducted fully online.

## Percentage of SCCPS Students Reading on Grade Level by End of 2<sup>nd</sup> Grade: By School

Elementary School	2008	2009	2010	2011*	1 yr Chg	4 yr Chg
Bartow	42%	53%	60%	37%	N/A	N/A
Bloomingtondale	60%	63%	66%	76%	N/A	N/A
Butler	40%	42%	54%	52%	N/A	N/A
CEMCO				38%	N/A	N/A
Gadsden	36%	33%	46%	31%	N/A	N/A
Garden City	49%	48%	49%	41%	N/A	N/A
Gould	50%	60%	47%	52%	N/A	N/A
Haven	39%	50%	58%	26%	N/A	N/A
Heard	57%	66%	66%	75%	N/A	N/A
Hodge	49%	54%	53%	44%	N/A	N/A
Howard	80%	82%	89%	70%	N/A	N/A
J.G. Smith	79%	87%	79%	67%	N/A	N/A
Largo Tibet	49%	66%	63%	57%	N/A	N/A
Marshpoint	82%	85%	85%	79%	N/A	N/A
Pooler	67%	68%	80%	55%	N/A	N/A
Pt. Wentworth	45%	59%	63%	48%	N/A	N/A
Pulaski	48%	68%	61%	60%	N/A	N/A
Shuman				42%	N/A	N/A
Southwest	58%	65%	65%	68%	N/A	N/A
Spencer	25%	42%	41%	45%	N/A	N/A
Thunderbolt	45%	52%	52%	37%	N/A	N/A
West Chatham	69%	78%	75%	78%	N/A	N/A
White Bluff	55%	57%	57%	46%	N/A	N/A
Windsor Forest	49%	72%	70%	56%	N/A	N/A

K-8 School	2008	2009	2010	2011*	1 yr Chg	4 yr Chg
East Broad	44%	40%	46%	50%	N/A	N/A
Ellis	47%	64%	69%	73%	N/A	N/A
Garrison				76%	N/A	N/A
Georgetown	65%	67%	70%	72%	N/A	N/A
Godley Station				63%	N/A	N/A
Hesse	62%	71%	76%	68%	N/A	N/A
Isle of Hope	67%	77%	60%	64%	N/A	N/A

\*GaDOE stopped testing 2nd grade at the end of SY 2009-10. Lexile scores for SY 2010-11 obtained from Scholastic Reading Inventory and was conducted fully online. Change data not reported (N/A).

 Reclassified school or fewer than 10 students