

Strategic Goal 1:

To Improve Academic Achievement

Objective D:

Graduation Rate

**DISTRICT
ACCOUNTABILITY
SYSTEM**

Report Date:

January 11, 2012

Objective, Baseline & Target

Objective: To increase the District graduation rate as measured by the Governor's Office of Student Achievement (GOSA).

Baseline: SY 2006-2007: 62 percent

Target: By 2014, the District graduation rate will be 82 percent.

Graduation Rate Formulas: Leaver Rate

In SY 2010-11, GOSA used the same graduation rate calculation as in prior years. Commonly known as the “Leaver” rate, this formula calculates the graduation rate as follows:

Number of 12th graders receiving a regular
education diploma in 2010-11

-----Divided by-----

Total number of 12th grade students +
12th grade dropouts in 2010-11 +
11th grade dropouts in 2009-10 +
10th grade dropouts in 2008-09 +
9th grade dropouts in 2007-08

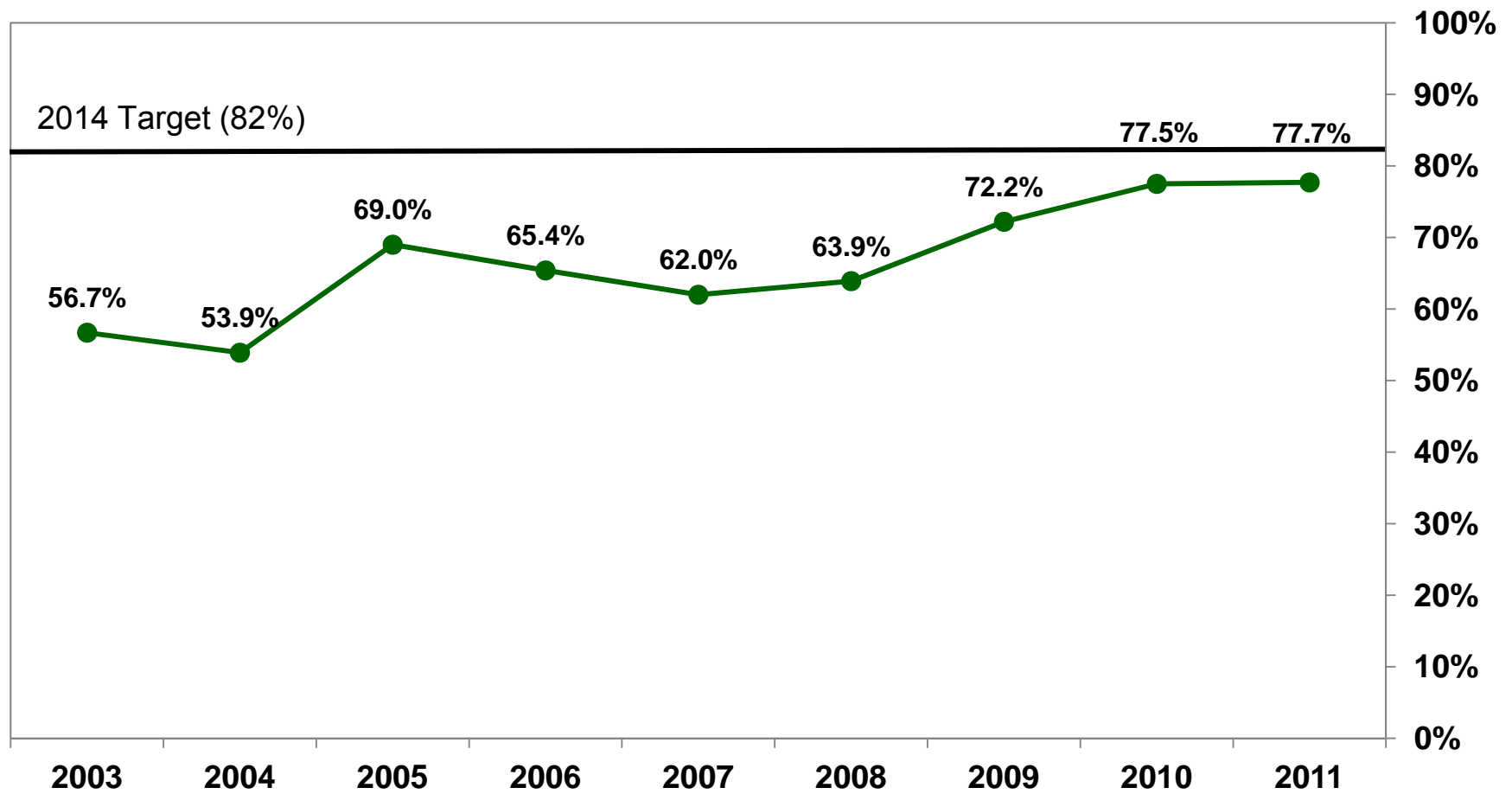
Graduation Rate Formulas: Cohort Rate

Beginning in SY 2011-12, GOSA will report a new “Cohort” graduation rate. This formula tracks a cohort of students entering 9th grade in a given year to determine whether they graduate within four years. The SY 2011-12 Cohort formula will be as follows:

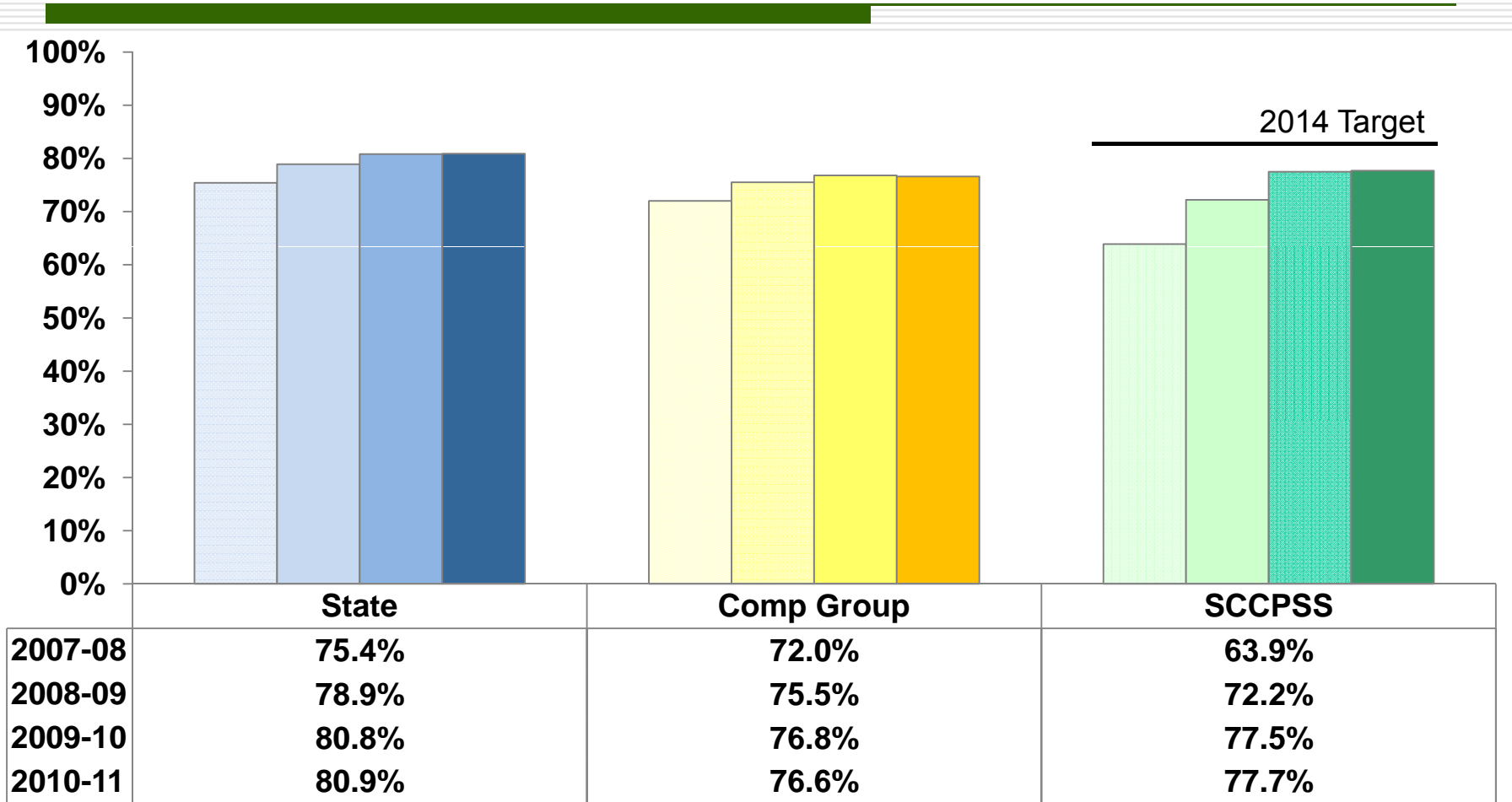
$$\frac{\text{Number of students who entered 9}^{\text{th}} \text{ grade in SY 2008-09 \& earned a regular diploma in SY 2011-12}}{\text{Total number of students who entered 9}^{\text{th}} \text{ grade in SY 2008-09}^*}$$

*includes transfers in; excludes transfers out

Graduation Rate

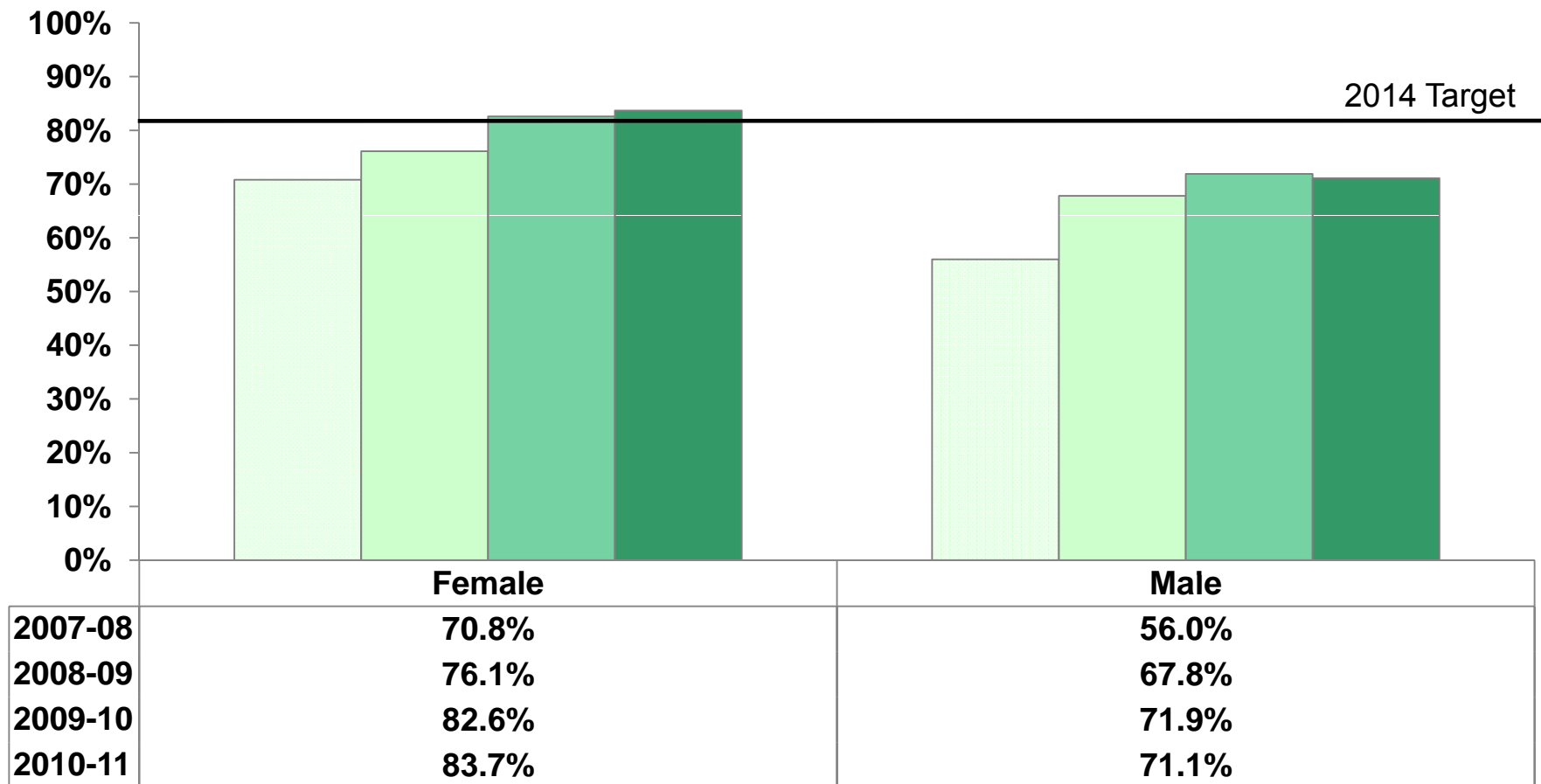


Comparison of System, State, & Comp Group Graduation Rate



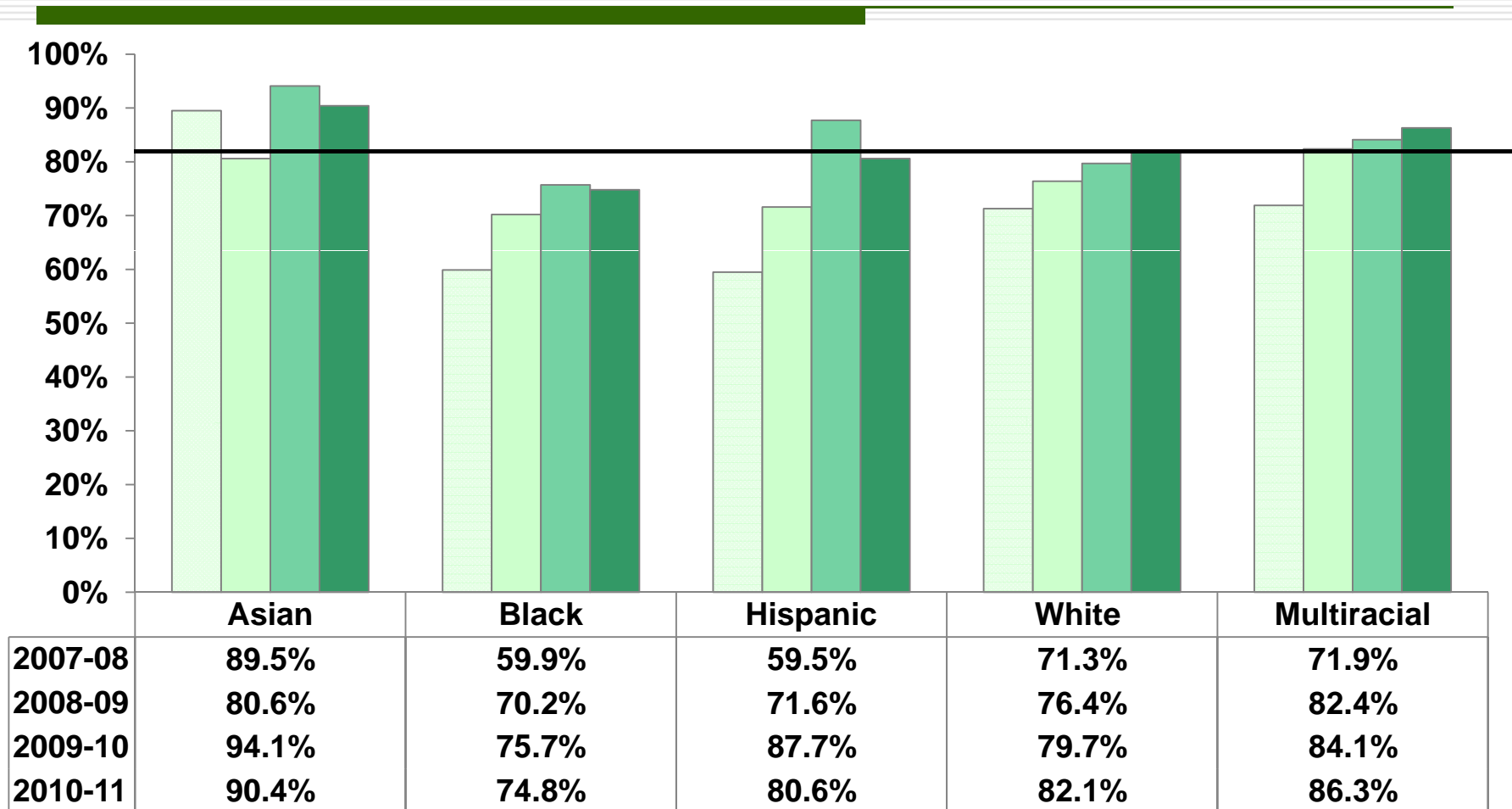
NOTE: Gradation of chart color from lightest to darkest represents progression of years

Graduation Rate by Gender Subgroup



NOTE: Gradation of chart color from lightest to darkest represents progression of years

Graduation Rate by Ethnicity Subgroup



NOTE: Gradation of chart color from lightest to darkest represents progression of years

— 2014 Target

Action Items

- ❑ Principals will create and administer benchmark assessments using the Georgia Online Assessment System (OAS) in order to examine student performance growth with emphasis on EOCT courses
- ❑ Academic Affairs is providing Instructional Coaches to Liberal Studies, Beach, and Groves High Schools using federal funds to provide support to teachers in the implementation of the Common Core Georgia Performance Standards.

Action Items

- ❑ Principals and school counselors will continue to promote the Twilight High School Program and Corporate Academy in order to increase opportunities for credit advancement and recovery.
- ❑ Principals and Academic Affairs will hold mandatory parent meetings in the spring entitled "Leave No Graduate Behind" to engage parental support, involvement and understanding of Georgia Graduation Requirements.

Questions

**DISTRICT
ACCOUNTABILITY
SYSTEM**



Data Criteria

■ Current Graduation Rate Formula:

Number of 12th graders receiving a regular education diploma in 2010-11

Divided by

Total number of 12th grade students + 12th grade dropouts in 2010-11 +
11th grade dropouts in 2009-10 + 10th grade dropouts in 2008-09 +
9th grade dropouts in 2007-08

■ AYP Annual Measurable Objective = 85%, or 10% increase over previous year

■ Comparison group districts include Clarke, Clayton, DeKalb, Dougherty, Liberty, Muscogee, Richmond, Spalding, Troupe, and Atlanta Public Schools.

■ District, state, comparison group, and ethnicity data reported based on Final 2011 AYP Reports published by GADOE. Gender data reported from individual student level data provided by GADOE.