

Strategic Goal 1:

To Improve Academic Achievement

Objective G:

**Postsecondary Accelerated Options
(Completion/Participation Rate, AP & IB)**

Report Date:

January 11, 2012

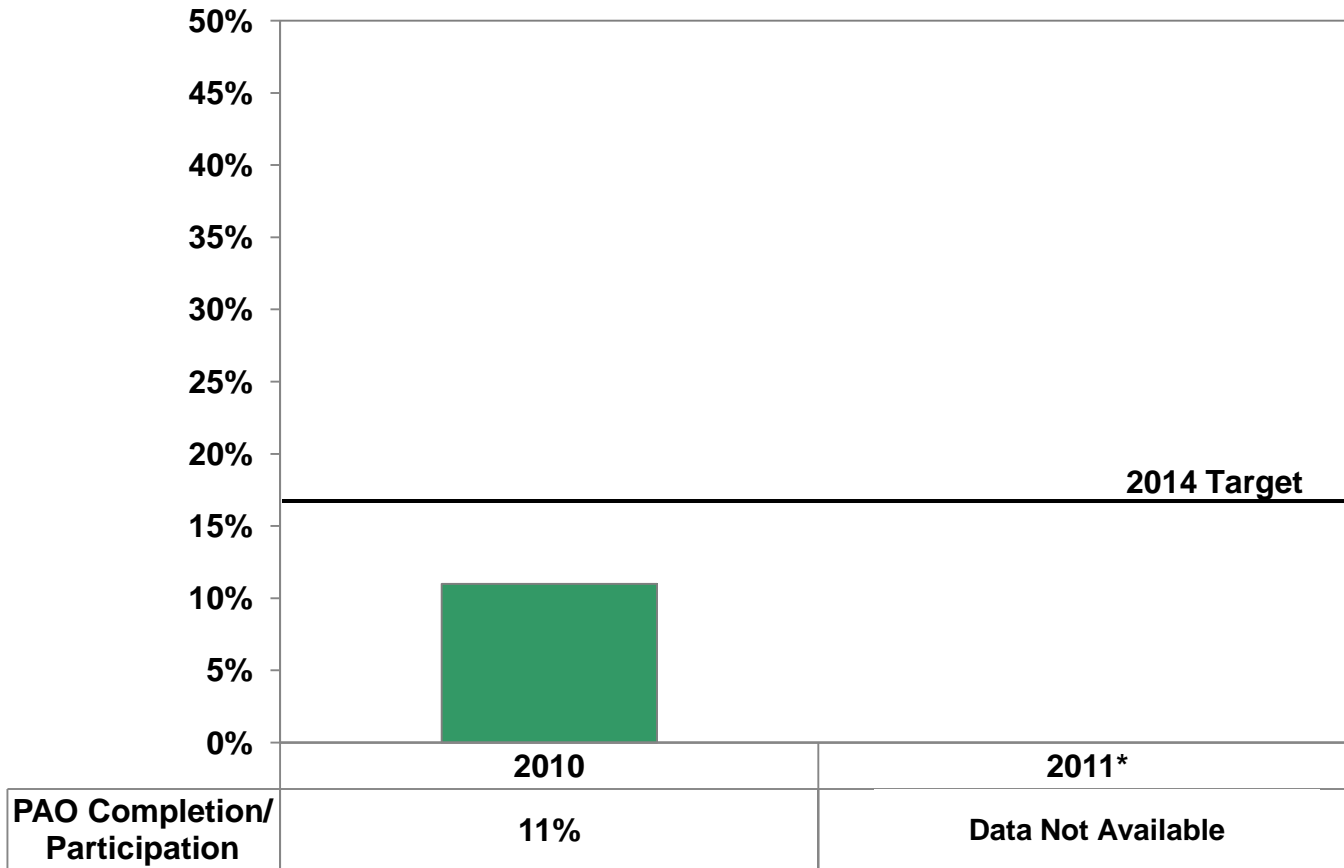
Objective, Baseline & Target

Objective: To increase the percentage of students completing courses that offer high school and college credit.

Baseline: SY 2009-2010, Student completion rate: 11%

Target: By 2014, at least 16% of students will complete courses that offer high school and college credit.

Percentage of Students Completing High School and College Credit Courses +



+Courses include: Advanced Placement, International Baccalaureate, and Post-Secondary Options

*State data not available. Report will be updated when data become available from the state.

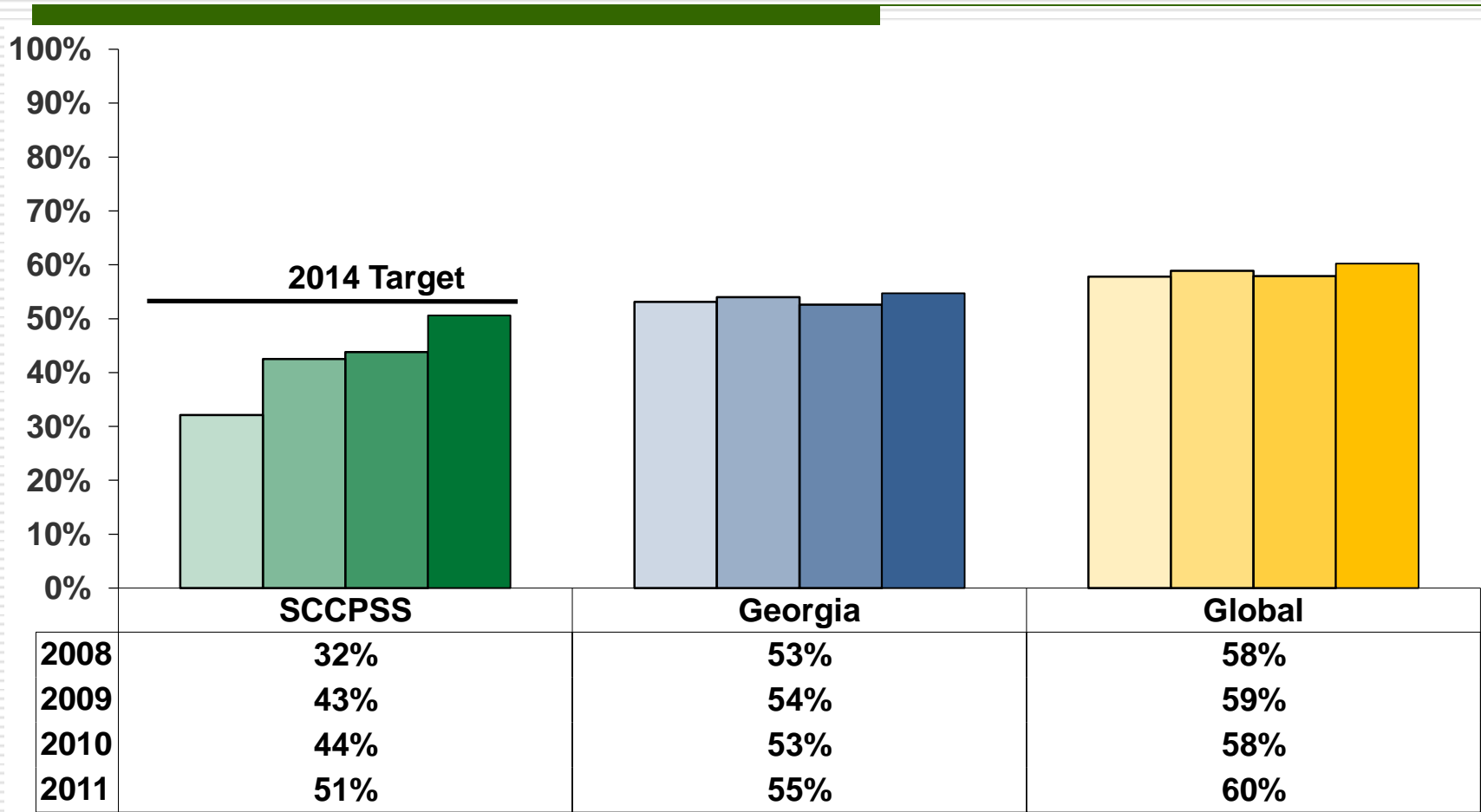
Objective, Baseline & Target

Objective: To increase the percentage of students achieving a score of 3 or higher on Advanced Placement exams as determined by the College Board.

Baseline: SY 2006-2007, Percent of exams that are scored 3 or higher: 44%

Target: By 2014, at least 53% of students enrolled in AP coursework will achieve a 3 or higher on the Advanced Placement exam.


Percentage of AP Exams in which a Score of Three or Greater was Earned



NOTE: Gradation of chart color from lightest to darkest represents progression of years
Global – AP exam worldwide

Four-Year AP Exam Comparative Summary By Content Area

Exam Content Area	2008		2009		2010		2011	
	N	% >= 3	N	% >= 3	N	% >= 3	N	% >= 3
English/Language Arts	391	37%	438	43%	487	39%	400	43%
Information Technology	12	0%						
Mathematics	138	27%	144	36%	128	51%	111	57%
Science	129	26%	128	35%	112	54%	122	45%
Social Studies	281	23%	225	48%	345	43%	320	55%
Visual/Performing Arts	69	65%	82	45%	92	51%	67	70%
World Language/Literature			31	45%	25	48%	17	71%
Total Exams	1022	32%	1048	43%	1189	44%	1037	51%

 Indicates fewer than 10 test takers

Total Exams does not include Information Technology in 2009 - 11

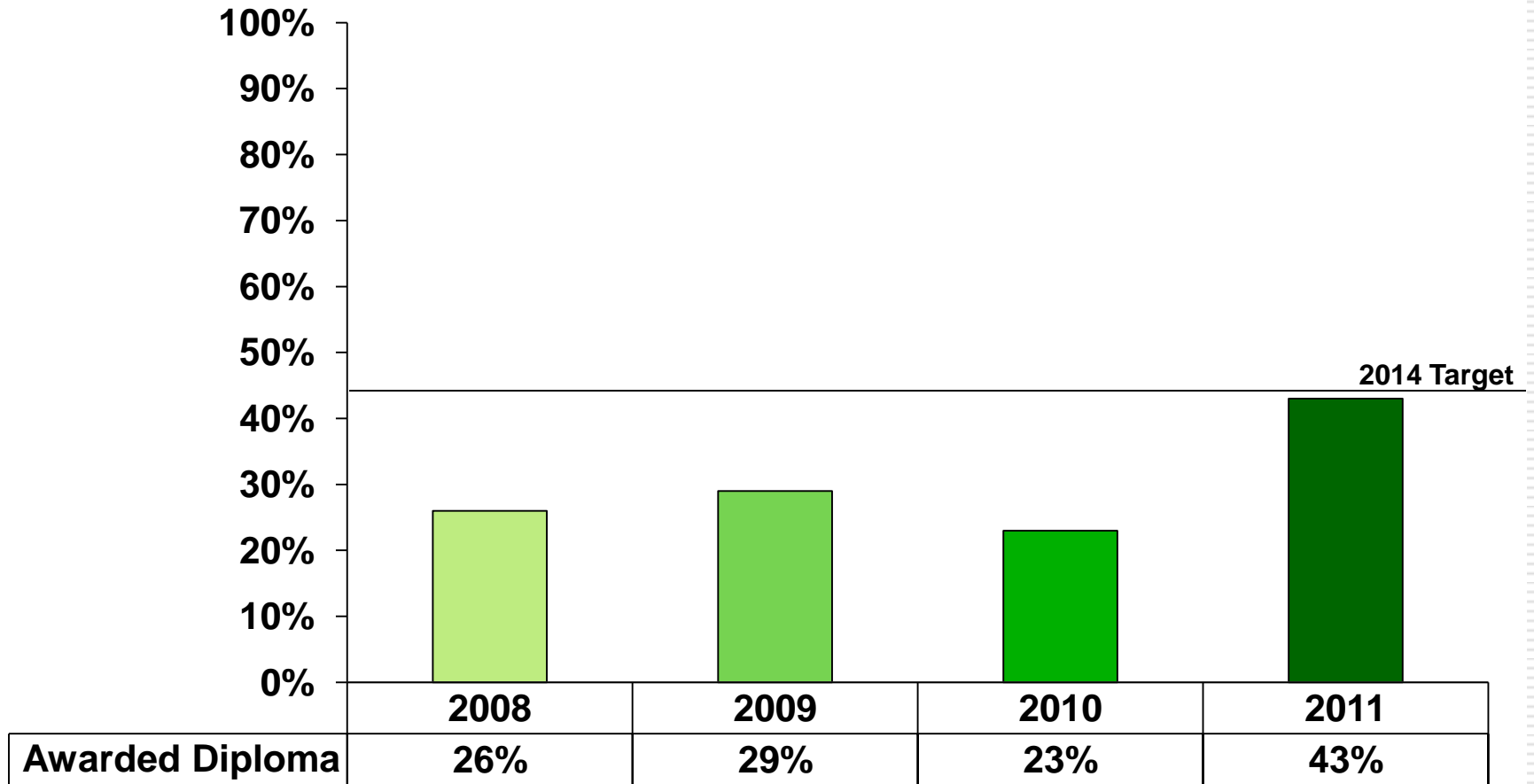
Objective, Baseline & Target

Objective: To increase the percentage of students being awarded the International Baccalaureate Diploma.

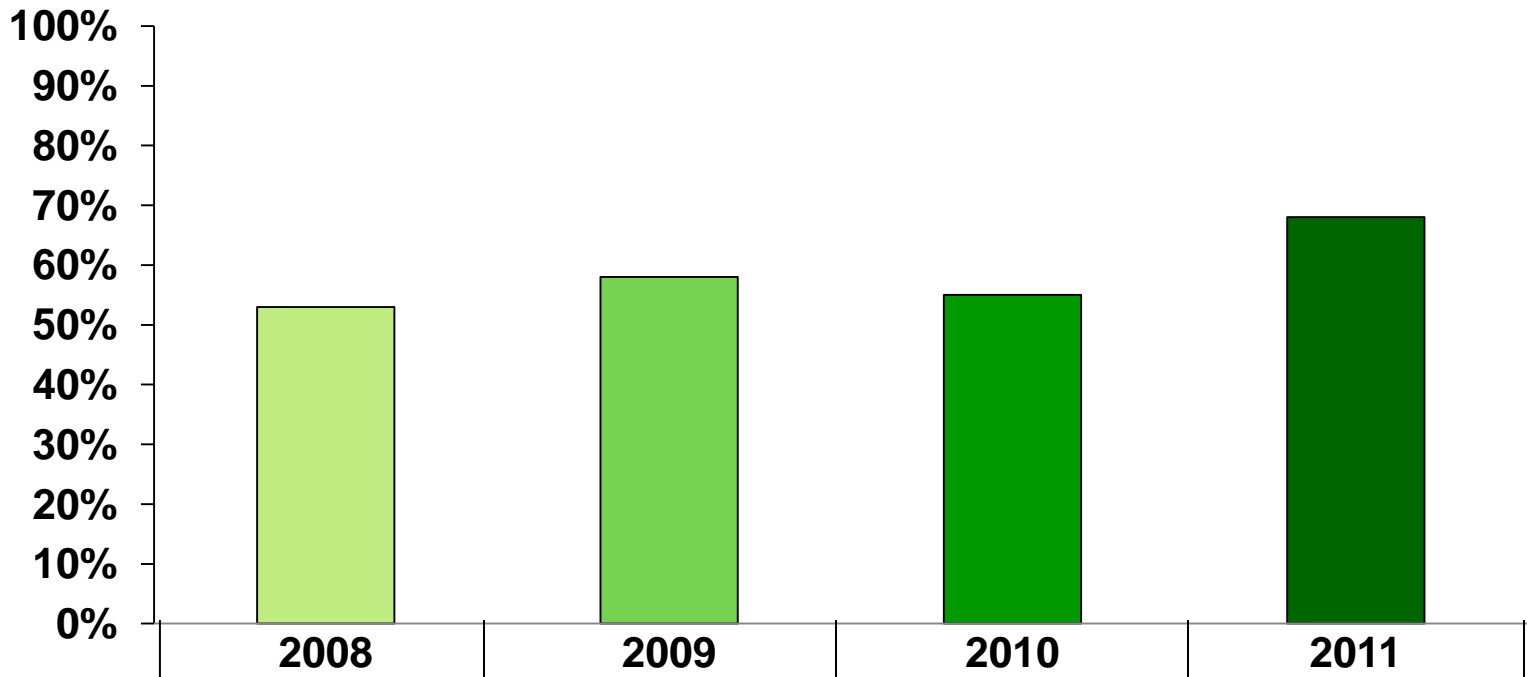
Baseline: SY 2007-2008: 26% of IB diploma candidates were awarded the IB diploma

Target: By 2014, at least 45% of IB diploma candidates will be awarded the IB diploma.

Percentage of Candidates Awarded IB Diplomas



IB Exam Success Rate



	2008	2009	2010	2011
Test Pass Rate	53%	58%	55%	68%
Total Tests Taken	232	217	276	312
Test Pass Number	123	126	151	213

IB Exam Success Rate by Content Area

Subject	2008		2009		2010		2011	
	N	%	N	%	N	%	N	%
English	31	68%	34	91%	40	100%	51	84%
Environmental Sciences	66	55%	38	26%	69	42%	40	40%
Individuals & Societies	53	51%	61	56%	74	28%	89	70%
World Languages	30	63%	34	38%	40	50%	53	66%
Mathematics	31	45%	34	82%	40	83%	53	77%
The Arts	21	33%	16	56%	13	62%	26	62%
Total Exams	232	53%	217	58%	276	55%	312	68%

Actions

- Middle school principals will expand high school course offerings for their students.
- High school principals will identify teachers to attend training for their critical needs areas during the AP Summer Institute.
- High school principals will utilize AP data to make programmatic changes as needed.
- District AP Coordinator will provide targeted assistance and support to instructors.
- High school principals will ensure students the infusion of rigor and relevance into their foundation level courses.

Questions

**DISTRICT
ACCOUNTABILITY
SYSTEM**





AP Exam Criteria

Advanced Placement assessments are designed to provide college credit to high school students.

- Scores on each examination range from 1 to 5, with a score of 5 indicating that a student is “extremely well qualified” with respect to mastery of course content.
- Scores of three or better suggest that a student is capable of successfully completing work at most colleges.

IB Diploma Criteria

The IB Diploma Program (DP) curriculum consists of:

- ❑ Course work in six subject area groups with grades ranging from 1 (poor performance) to 7 (excellent)
- ❑ An Extended Essay
- ❑ A Theory of Knowledge (interdisciplinary) class
- ❑ A Creativity, Action, and Service Component
- ❑ The diploma is awarded upon earning 24 of 45 points

Data Criteria

- ❑ Completion/Participation data for 2011 is not yet available from GADOE and is therefore estimated based on local course enrollment records.
- ❑ Completion/Participation data reflect percentage of students in grades 9-12 completing one or more AP or IB courses in the school year.

Data Criteria

- ❑ AP exam data is based on summary reports provided by College Board.
- ❑ AP Exams taken May 2 – 13, 2011
- ❑ IB diploma data is based on students reported as successful diploma candidates by the International Baccalaureate Organization (IBO).
- ❑ IB success rate is based on all IB participants.
- ❑ IB Exams taken May 3 – 27, 2011