

Graduation Rate Update

DISTRICT
ACCOUNTABILITY
SYSTEM

Report Date:

May 2, 2012

Cohort Graduation Rate

- ❑ In April 2012 GADOE published a new graduation rate for SY 2010-11 based on the cohort calculation method that the United States Department of Education now requires all states to use.
- ❑ The cohort formula tracks individual students from the date of 9th grade entry in order to determine whether they earn a regular education diploma within 4 years.

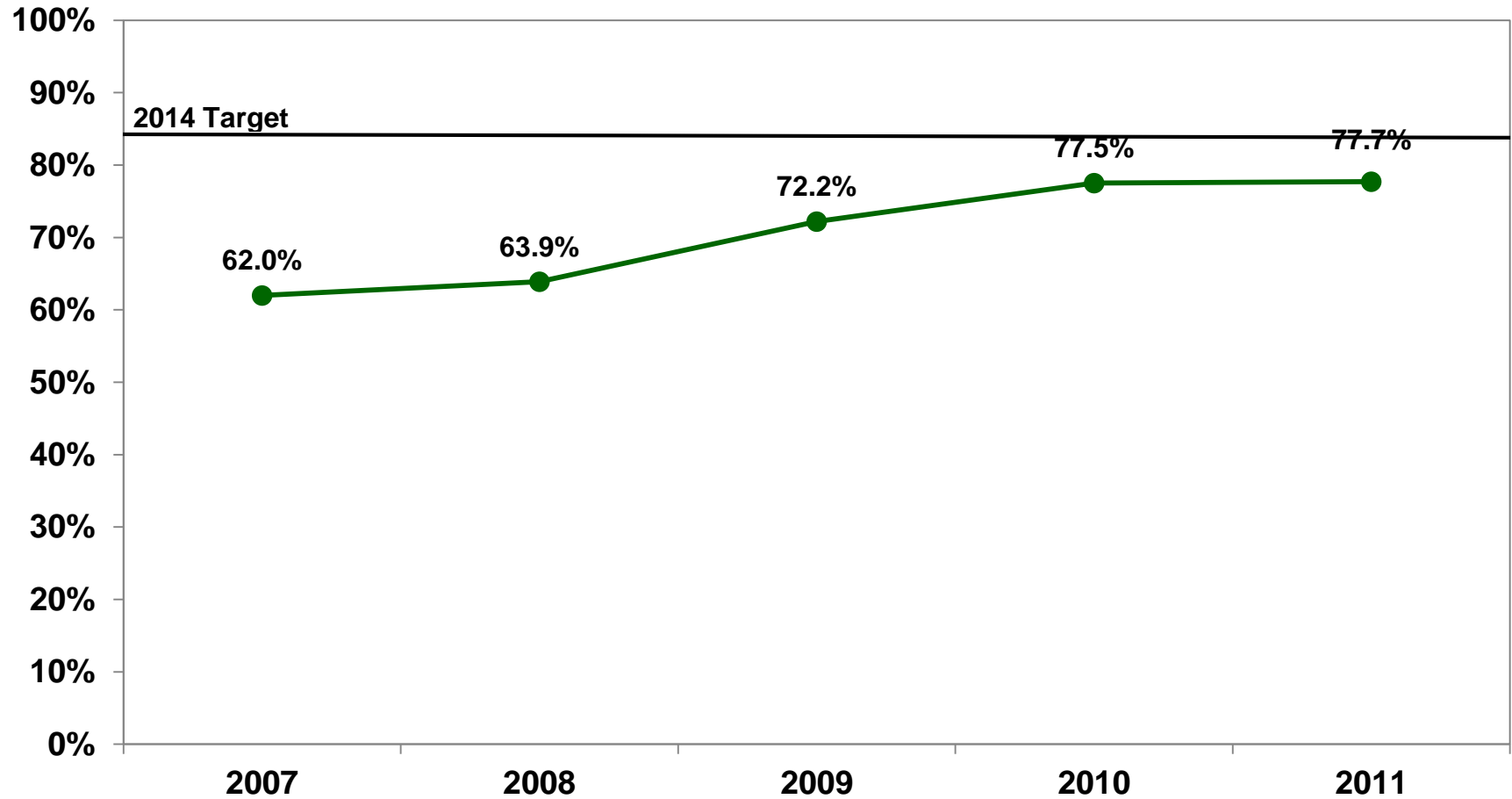
Number of students who entered 9th grade in SY 2007-08 & who
 earned a regular diploma by SY 2010-11
 -----Divided by-----
 Total number of students who entered 9th grade
 in SY 2007-08*

- ❑ GADOE requested and was granted a waiver to include students who graduate within 5 years for the SY 2011-12 cohort graduation rate calculation.

*Includes transfers in; excludes transfers out

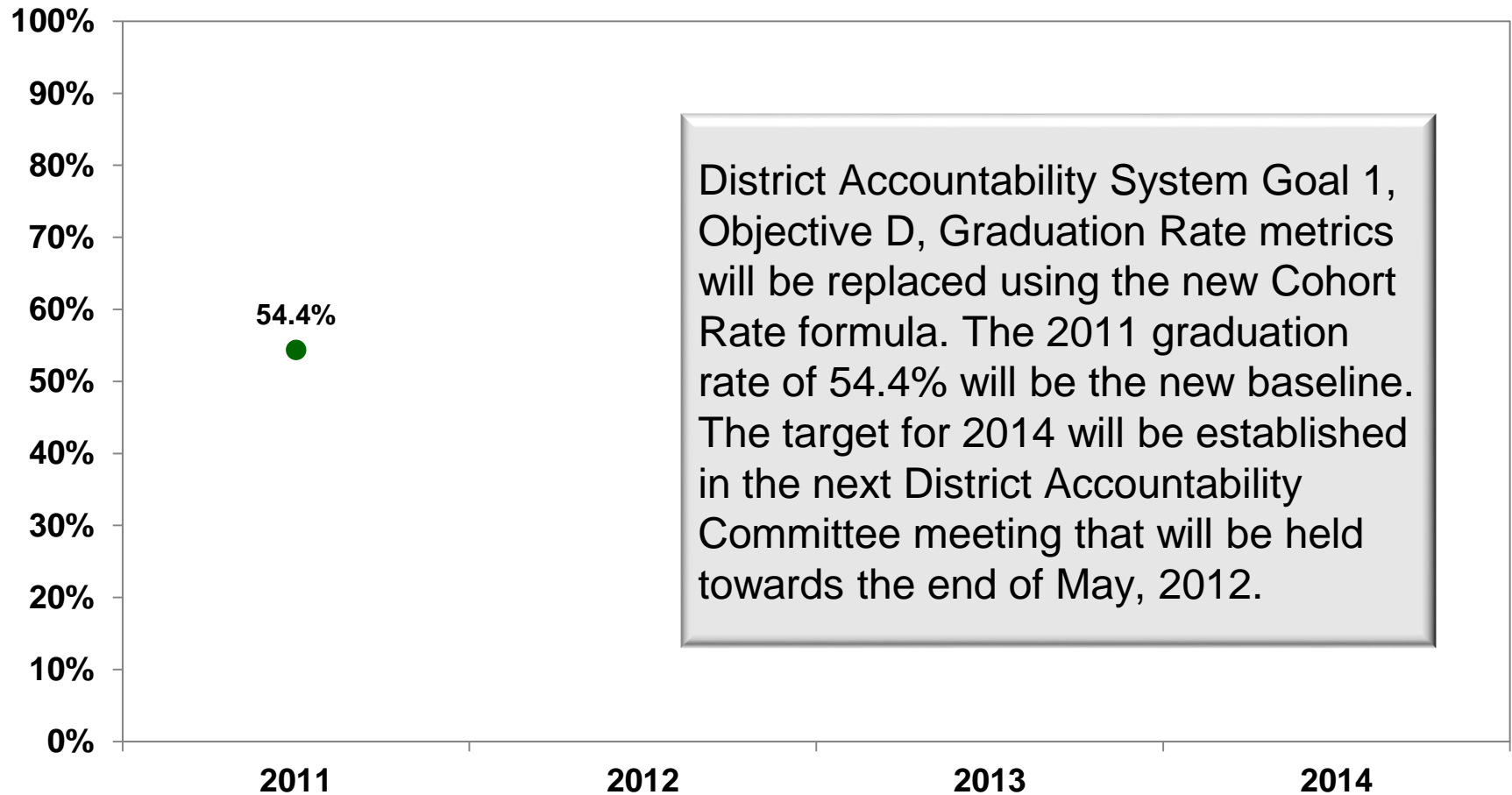


NCES Leaver Graduation Rate





Cohort Graduation Rate





Graduation Rate by School

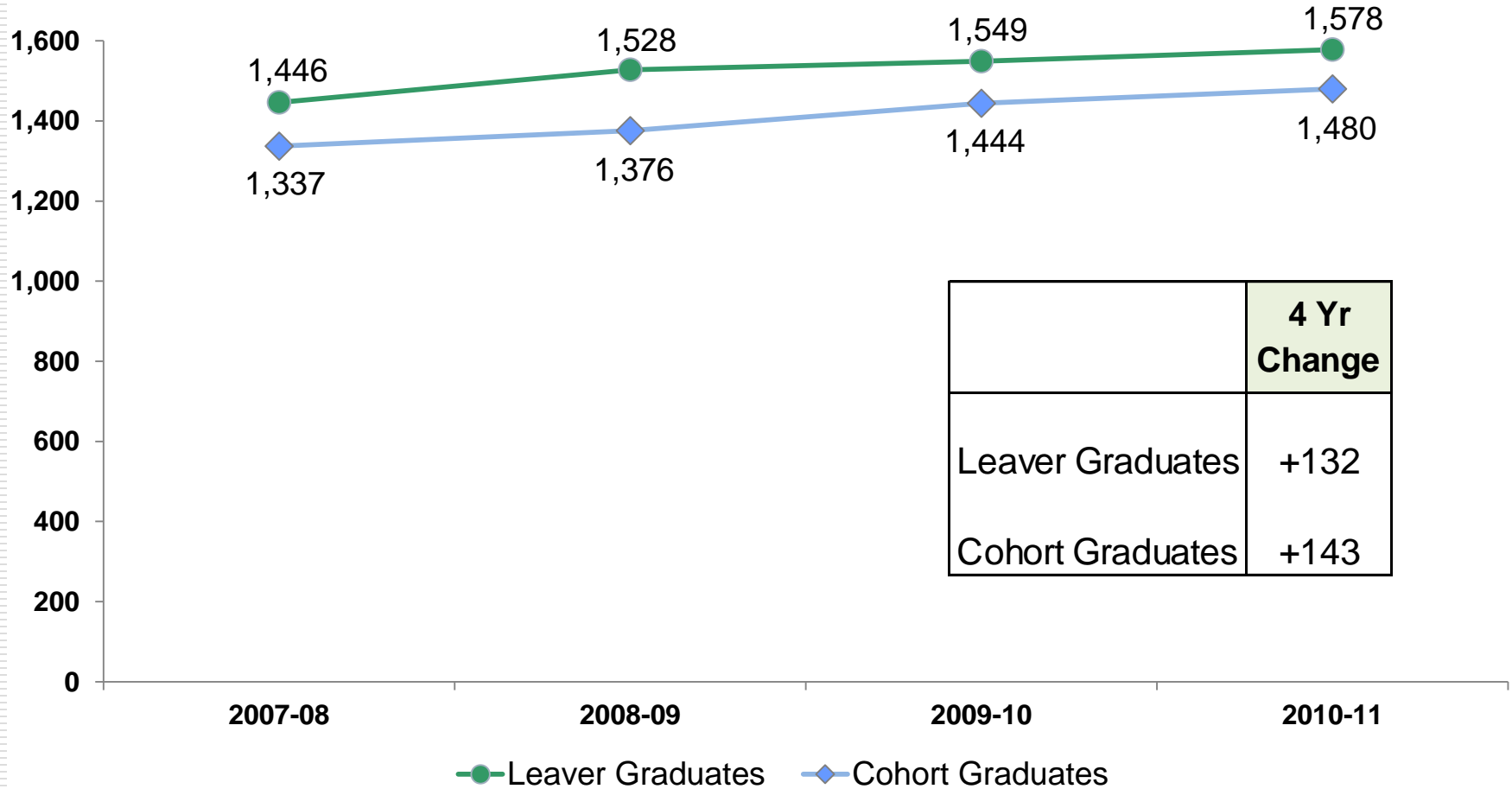
	Leaver Rate				Calculation Change	Cohort Rate	Difference
	2007-08	2008-09	2009-10	2010-11		2010-11	
State	75.4	78.9	80.8	80.9		67.4	-13.5
Comp Group	72.0	75.5	76.8	76.6		59.6	-17.0
SCCPSS	63.9	72.2	77.5	77.7		54.4	-23.3
Beach	49.5	65.7	64.3	73.3		51.9	-21.4
Groves	56.9	69.6	75.5	80.3		51.5	-28.8
Islands**	NA	NA	NA	93.5		82.5	-11.0
Jenkins	67.0	73.3	80.9	77.0		58.1	-18.9
Johnson	67.5	74.8	76.1	73.1		53.3	-19.8
Savannah Arts	99.4	98.9	100.0	100.0		100.0	0.0
SHS - Law**	NA	NA		86.7		56.5	-30.2
SHS - Liberal**	NA	NA	72.3	68.7		51.9	-16.8
Windsor	67.0	74.6	81.3	75.6		52.7	-22.9

**School with < 4 yrs of student data; graduation rate calculated locally from individual student level data provided by GADOE

NA – School not in existence Not reported; <10 students



Number of Graduates



NOTE: Cohort number computed locally pending release of official data by GADOE

Actions

- ❑ The System-Wide Academic Records Management (SWARM) team will complete the retraining of school leadership to improve the accuracy of student data by June 2012.

- ❑ For SY2012-13, principals will implement the instructional focus block within the common schedule to support students at risk for failure due to academics and/or behavior.

- ❑ Beginning Aug. 2012, principals will document teacher implementation of the Common Core Georgia Performance Standards using the new Teacher Keys Evaluation System (TKES).

- ❑ For SY2012-13, principals will verify accuracy of student records twice per year (Fall & Spring) to increase cohort graduation rates.

Questions

**DISTRICT
ACCOUNTABILITY
SYSTEM**



Data Criteria

- District, state, and comparison group leaver and cohort graduation rates reported based on data published by the Georgia Department of Education
 - Number of SCCPSS graduates under the leaver formula reported based on data published by the Georgia Department of Education. Number of SCCPSS graduates under the cohort formula calculated locally.
 - Comparison group districts include Clarke, Clayton, DeKalb, Dougherty, Liberty, Muscogee, Richmond, Spalding, Troupe, and Atlanta Public Schools.
-