



District Accountability Plan Goal 1, Objective G
POSTSECONDARY ACCELERATED OPTIONS (Completion Rate - AP, & IB)
SY 2010-2011
Executive Summary

About Postsecondary Accelerated Options

Postsecondary Accelerated Options (PAO) consist of Dual Enrollment, Advanced Placement (AP), and International Baccalaureate (IB). It encompasses rigorous programs of study and courses equivalent to college level coursework. Students who successfully complete these courses and/or their associated examinations can earn college credit while still in high school.

By 2014, District Accountability System Goal 1, Objective G seeks to achieve the following PAO performance targets:

- Increase the percentage of students completing courses that offer high school and college credit to from a baseline of 11% to at least 16%.
- Increase the percentage of students achieving a score of 3 or higher on the Advanced Placement exams from a baseline of 44% to at least 53%.
- Increase the percentage of IB diploma candidates awarded the IB diploma from a baseline of 26% to at least 45%.
- Increase the percentage of students earning college credits through the dual enrollment program. (The baseline and target for this measure will be established at the end of SY 2011-12. Information on the percentage of students earning college credits through the dual enrollment program is not included in this report.)

Data Criteria

The Georgia Department of Education (GADOE) provides district and school data on completion/participation in courses that offer high school and college credit. This report has been updated to reflect the 2010-11 data that were not available from GADOE at the time of its original publication.

Advanced Placement data are reported based on district and school summary reports provided by the College Board. AP exams are typically taken upon completion of Advanced Placement courses, and are scored on a scale of 1-5. Scores of 3 or higher suggest that a student is capable of successfully completing work at most colleges.

International Baccalaureate data are reported based on student-level information provided by the International Baccalaureate Organization. IB diploma candidates are required to take one subject from each of six subject area groups, with at least three courses taken at the advanced (HL) level. IB exams

are scored on a scale of 1-7, with scores of 4 and above representing satisfactory or better performance.

In addition to the subject area groups, IB diploma candidates must also satisfactorily complete an extended essay, an interdisciplinary course entitled Theory of Knowledge, and a “creativity, action, and service” requirement. The combined results of the extended essay and Theory of Knowledge course may contribute up to 3 points towards the IB diploma, along with the points earned on the IB exams. In order to qualify for an IB diploma, students must earn at least 24 of a total possible 45 points.

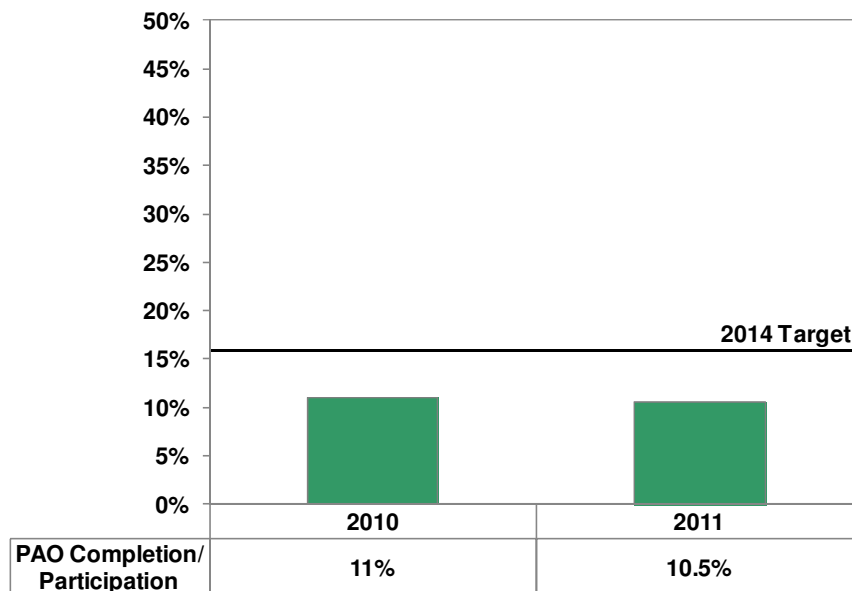
Actions to be taken

- Middle school principals will expand high school course offerings for their students.
- High school principals will identify teachers to attend training for their critical needs areas during the AP Summer Institute.
- High school principals will utilize AP data to make programmatic changes as needed.
- District AP Coordinator will provide targeted assistance and support to instructors.
- High school principals will ensure students are provided the foundational course.

Key Points: Completion/Participation

- Among SCCPSS students enrolled in grades 9-12 during the 2010-11 school year, 10.5% completed one or more courses offering the potential of high school and college credit.
- SCCPSS high schools ranged between 0% to over 32% of students completing high school and college credit courses. Savannah Arts Academy exceeded the district’s 2014 performance target.

Percentage of Students Completing High School and College Credit Courses



NOTE: 2011 data reported to one decimal place to provide more granular information.

Percentage of Students Completing High School and College Credit Courses (School Summary)

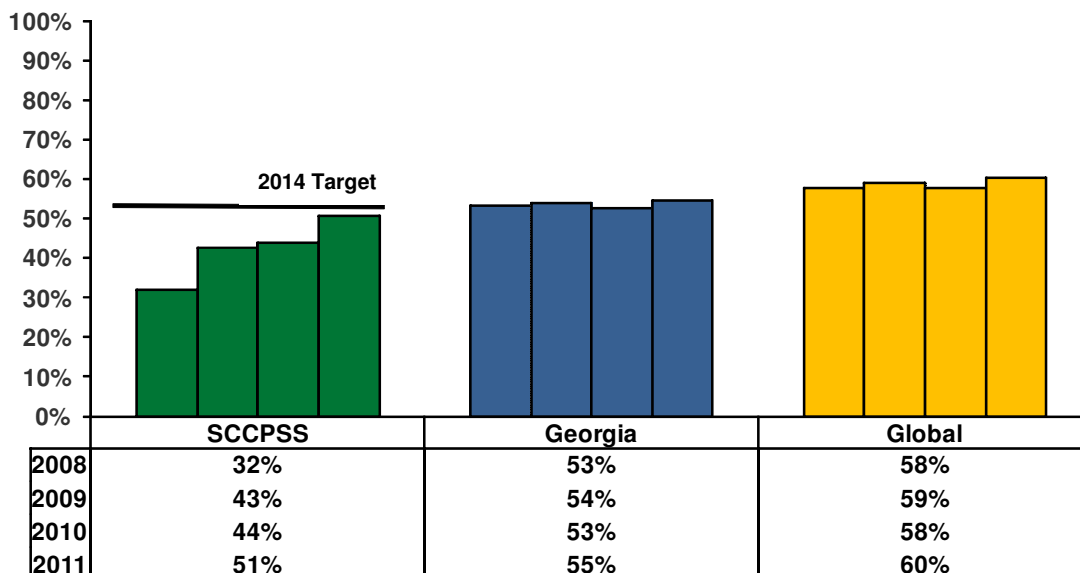
School Summary	2010	2011	1 Yr Chg
SCCPSS	11%	10.5%	-0.5
Beach	7%	5.0%	-2.0
Groves	9%	5.7%	-3.3
Islands	NA	7.4%	NA
Jenkins	16%	15.3%	-0.7
Johnson	13%	13.4%	0.4
Savannah Arts	28%	32.8%	4.8
SHS - Law & CJ	0%	0.0%	0.0
SHS - Lib Studies	5%	8.5%	3.5
Windsor Forest	6%	3.8%	-2.2

NOTE: 2011 data reported to one decimal place to provide more granular information.

Key Points: Advanced Placement (AP)

- Of the 1,037 AP examinations taken by SCCPSS students in spring 2011, 51% resulted in a score of 3 or higher. This reflects an increase of 7 points compared to last year.
- SCCPSS exceeded the 2014 performance target in the areas of mathematics, social studies, visual and performing arts, and world language and literature.
- Jenkins and Savannah Arts Academy met or exceeded the 2014 performance target. All schools with comparative data available achieved increases over the past four years.

Percentage of AP Exams in Which a Score of Three or Greater was Earned



NOTE: Gradation of chart color from lightest to darkest represents progression of years

Percentage of AP Exams in Which a Score of Three or Greater was Earned (Content Summary)

Exam Content Area	2008		2009		2010		2011	
	N	% >= 3	N	% >= 3	N	% >= 3	N	% >= 3
English/Language Arts	391	37%	438	43%	487	39%	400	43%
Information Technology	12	0%						
Mathematics	138	27%	144	36%	128	51%	111	57%
Science	129	26%	128	35%	112	54%	122	45%
Social Studies	281	23%	225	48%	345	43%	320	55%
Visual/Performing Arts	69	65%	82	45%	92	51%	67	70%
World Language/Literature			31	45%	25	48%	17	71%
Total Exams	1022	32%	1048	43%	1189	44%	1037	51%

< 10 tests taken
 At/above 2014 target

Percentage of AP Exams in Which a Score of Three or Greater was Earned (School Summary)

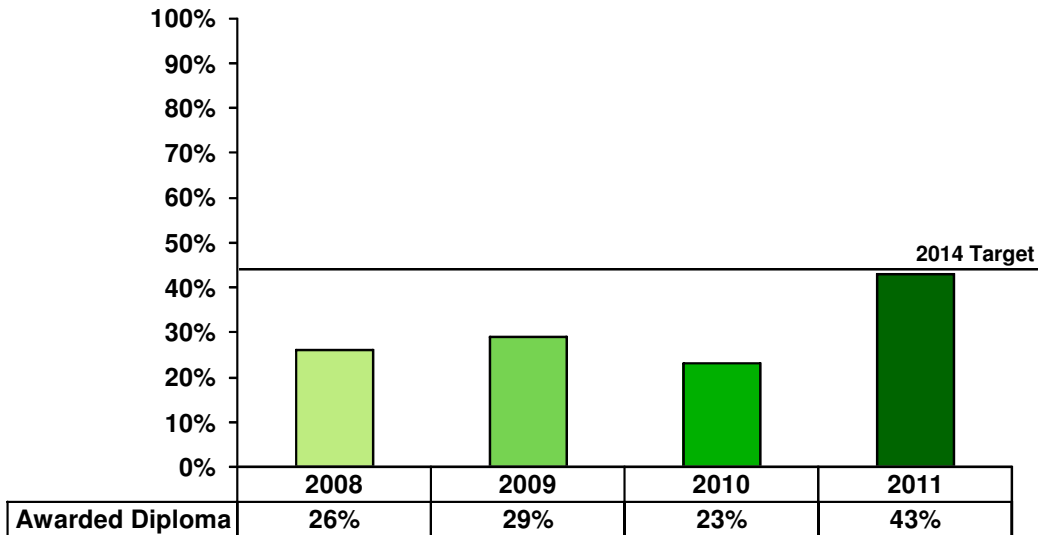
School Summary	2008	2009	2010	2011	1 Yr Chg	4 Yr Chg
SCCPSS	32%	43%	44%	51%	7	19
Beach	0%	0%	0%	3%	3	3
Groves	6%	8%	11%	14%	3	8
Islands	NA	NA	NA	26%	NA	NA
Jenkins	41%	48%	50%	53%	3	12
Johnson	16%	9%	14%	19%	5	3
Savannah Arts	66%	74%	77%	84%	7	18
SHS - Lib Studies	NA	NA	0%	2%	2	NA
Windsor Forest	15%	19%	28%	28%	0	13

At/above 2014 target
 Increase

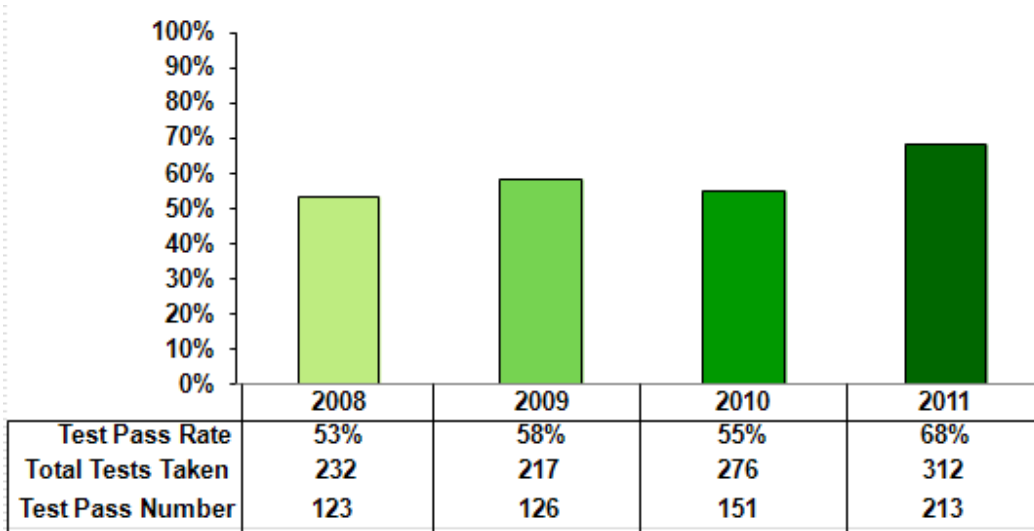
Key Points: International Baccalaureate (IB)

- Forty-three percent (43%) of SCCPSS IB diploma candidates fulfilled all requirements and earned the IB diploma.
- SCCPSS increased the IB diploma success rate by 20 points compared to last year.
- For the 2011 administration, 88 students passed 213 of the 312 exams attempted and eleven students failed to sit for the exams.

Percentage of Candidates Awarded IB Diplomas



IB Exam Success Rate



IB Exam Success Rate by Content Area

Exam Content Area	2008		2009		2010		2011	
	N	%	N	%	N	%	N	%
English	31	68%	34	91%	40	100%	51	84%
Environmental Sciences	66	55%	38	26%	69	42%	40	40%
Individuals & Societies	53	51%	61	56%	74	28%	89	70%
World Languages	30	63%	34	38%	40	50%	53	66%
Mathematics	31	45%	34	82%	40	83%	53	77%
The Arts	21	33%	16	56%	13	62%	26	62%
Total Exams	232	53%	241	59%	276	55%	312	68%