

## **Strategic Goal 3:**

TO PROVIDE A SAFE AND SECURE  
ENVIRONMENT FOR STUDENTS AND  
EMPLOYEES

### **Objective B:**

School Discipline

**Report Date:**

September 11, 2013

# Discipline Definitions

---

- **Infraction** – The action that is in violation of the Student Code of Conduct
- **Disposition** – The result of a disciplinary action
- **Referral** – A document that lists the infraction and disciplinary action
- **In-School Suspension (ISS)** – Short-term removal of a student from the classroom
- **Out-of-School Suspension (OSS)** – Short-term removal of a student from the school, ten days or less
- **Long-Term Suspension\*** – Long-term removal of a student from the school for more than ten days
- **Expulsion\*** – Long-term removal of a student from the school beyond the school quarter or semester

---

\*Students who are long-term suspended or expelled may be placed in an alternative program. <sup>2</sup>

# Objective, Baseline & Target

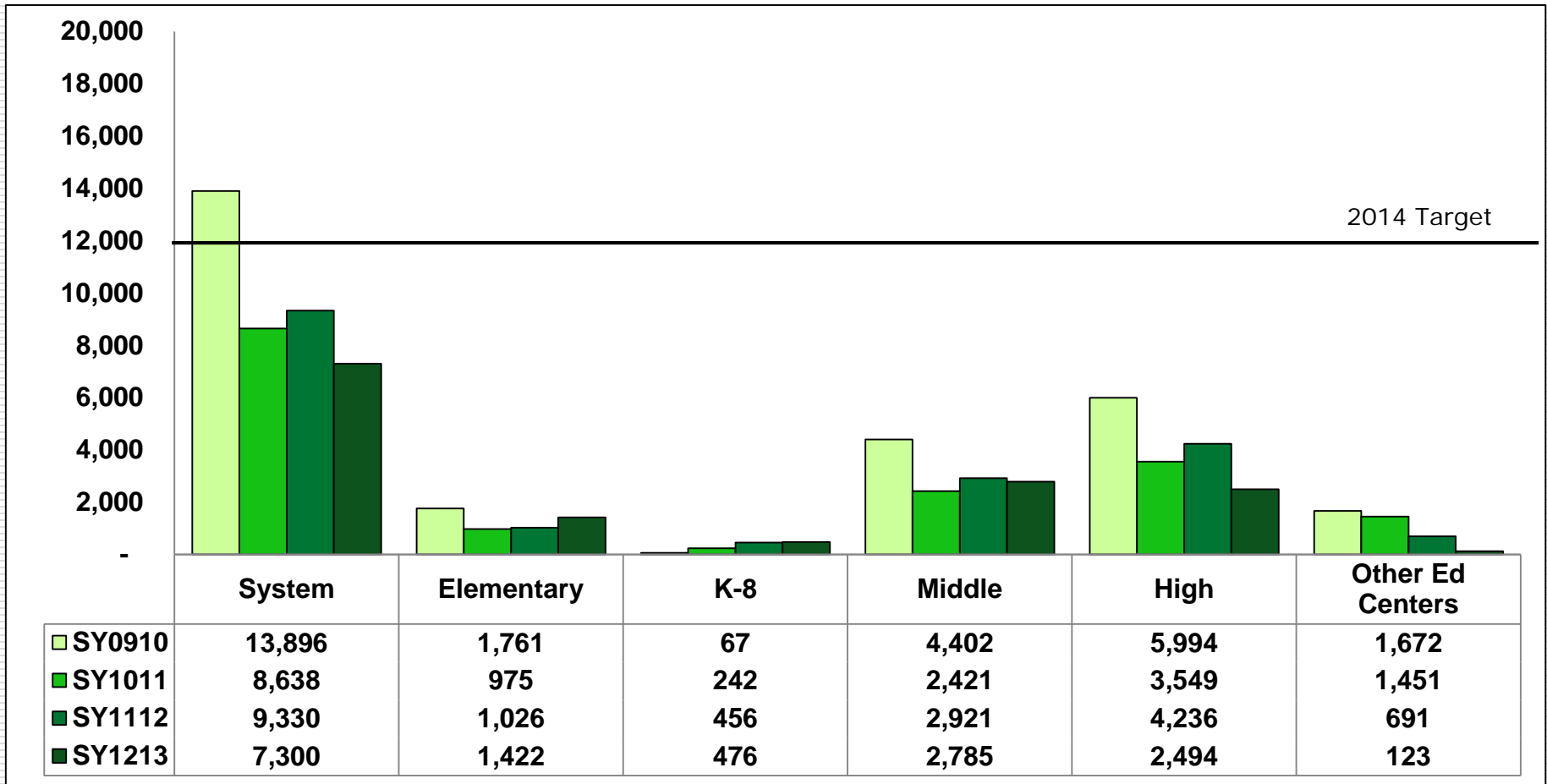
---

**Objective:** To reduce the number of infractions that give rise to referrals for out of school (OSS) suspension and expulsion.

**Baseline:** SY 2007-2008: 18,892 OSS suspension and expulsion infractions.

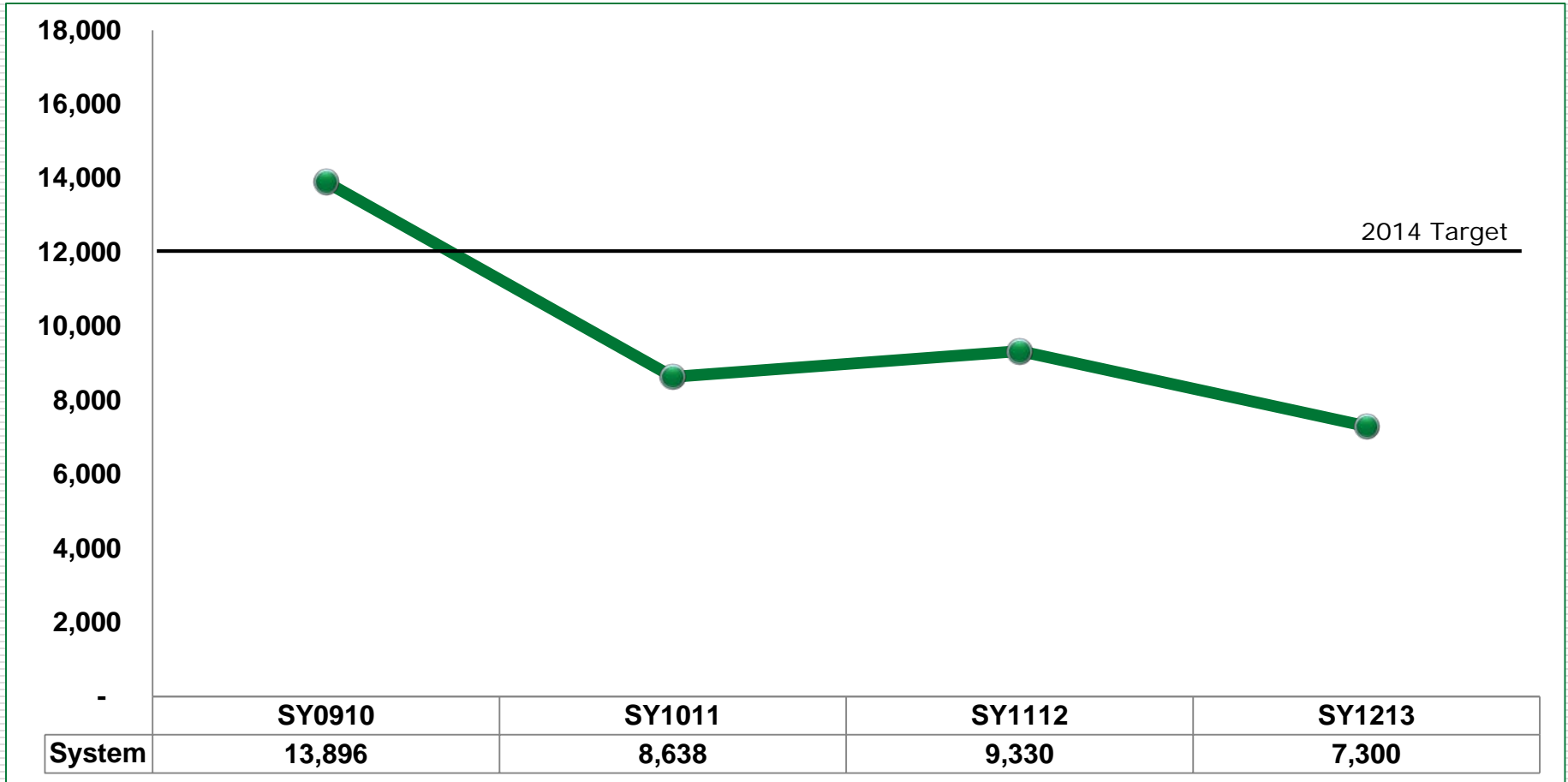
**Target:** By SY 2014, OSS suspension and expulsion infractions will be reduced to below 12,000.

# Total Infractions Which Led to Suspension/Expulsion by Level

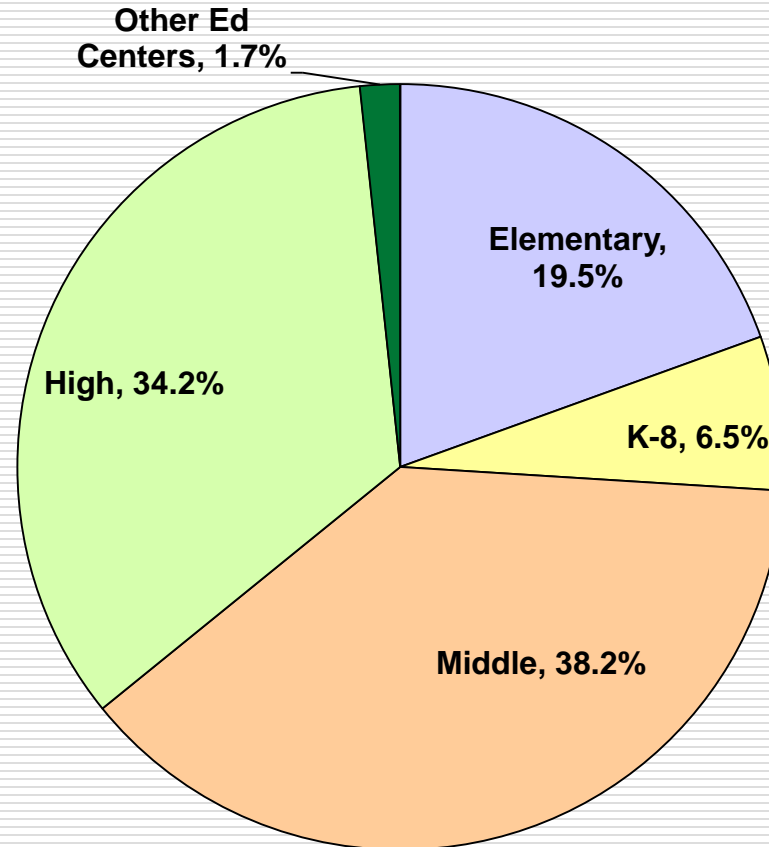


Other Ed Centers include Coastal Academy, Scott (SY09-12), Ombudsman ALC (SY13), Fresh Start, Corporate Academy, and Early College

# Total Infractions Which Led to Suspension/Expulsion

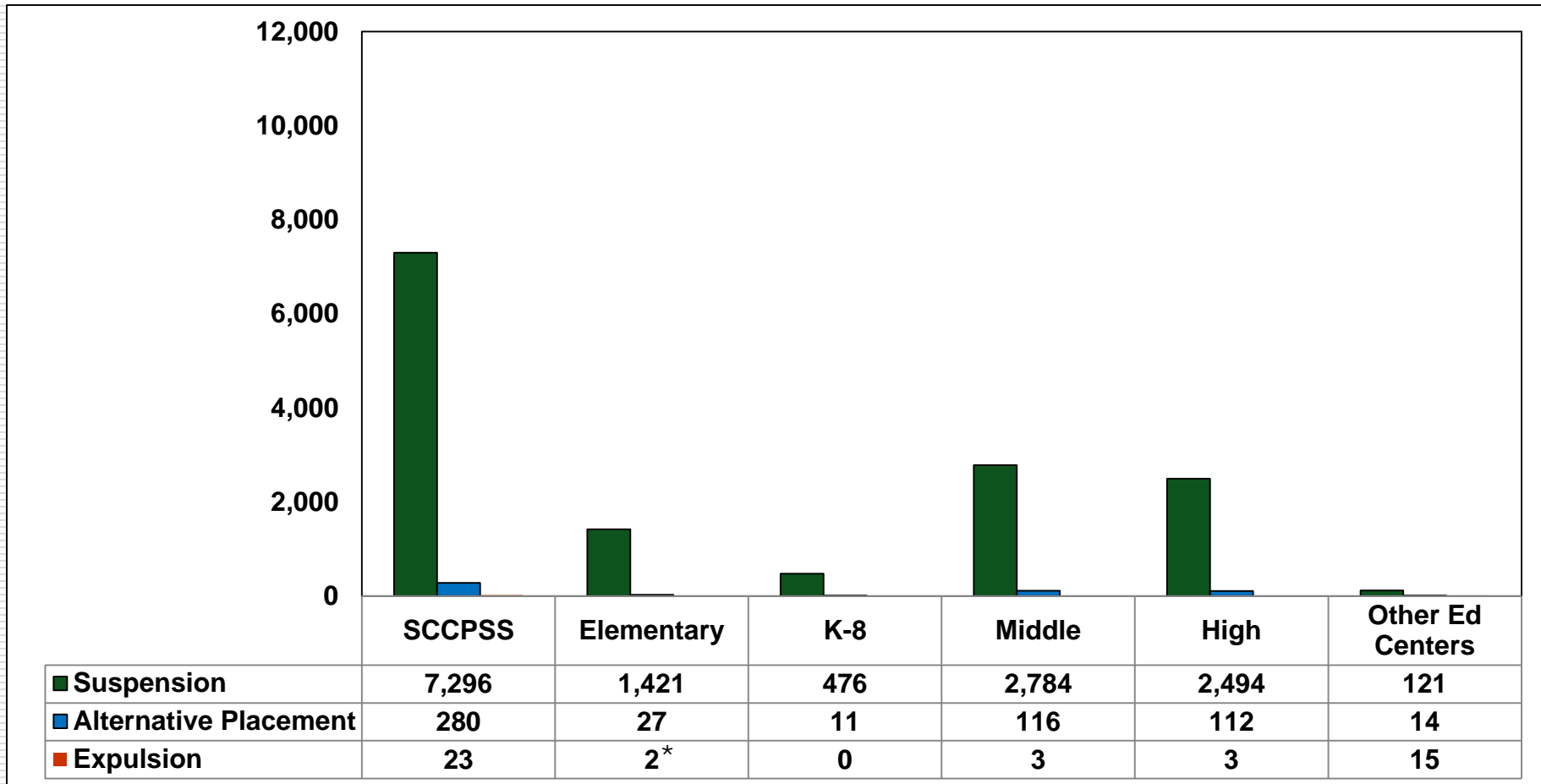


# Infractions Which Led to Suspension/Expulsion by Level



Other Ed Centers include Coastal Academy, Scott (SY09-12), Ombudsman ALC (SY13), Fresh Start, Corporate Academy, and Early College

# Total Infractions Which Led to Suspension, Alternative Placement, or Expulsion by Level



Other Ed Centers include Coastal Academy, Scott (SY09-12), Ombudsman ALC (SY13), Fresh Start, Corporate Academy, and Early College. \* SY2012-13 Student Record Data as reported to DOE. The two students were miscoded; one was placed in alternative placement and the other suspended.

# Infractions Which Led to Suspension/Expulsion by Type

Infractions	2009-2010		2010-2011		2011-2012		2012-2013	
	Count	*T.I.	Count	*T.I.	Count	*T.I.	Count	*T.I.
Academic Dishonesty	N/A	N/A	N/A	N/A	N/A	N/A	4	0.1%
Alcohol	5	0.0%	21	0.2%	13	0.1%	7	0.1%
Arson	1	0.0%	4	0.0%	6	0.1%	9	0.1%
Attendance Related	N/A	N/A	N/A	N/A	N/A	N/A	538	7.4%
Battery	111	0.8%	215	2.5%	180	1.9%	296	4.1%
Bullying	213	1.5%	130	1.5%	115	1.2%	105	1.4%
Burglary	4	0.0%	4	0.0%	2	0.0%	2	0.0%
Computer Trespassing	3	0.0%	2	0.0%	7	0.1%	4	0.1%
Disorderly Conduct	969	7.0%	1,184	13.7%	5,421	58.1%	1,557	21.3%
Dress Code Violation	N/A	N/A	N/A	N/A	N/A	N/A	76	1.0%
Drugs Excluding Alcohol	104	0.7%	158	1.8%	176	1.9%	116	1.6%
Fighting	2,221	16.0%	1,551	18.0%	1,529	16.4%	1,589	21.8%
Gang Related Behavior	22	0.2%	15	0.2%	4	0.0%	35	0.5%
Larceny/Theft	52	0.4%	55	0.6%	60	0.6%	99	1.4%
Motor Vehicle Theft							2	0.0%
Other Serious Bodily Injury			2	0.0%			1	0.0%
Other Serious Incidents	55	0.4%	23	0.3%	21	0.2%	3	0.0%
Possession of Unapproved Items	N/A	N/A	N/A	N/A	N/A	N/A	89	1.2%
Repeated Offense	N/A	N/A	N/A	N/A	N/A	N/A	78	1.1%
Robbery	12	0.1%	9	0.1%	16	0.2%	4	0.1%

No infractions reported. \* T.I. = Total Infractions

Count may include duplicate infractions for one student or one infraction applied to multiple students.

N/A-Not used prior to SY1213



# Infractions Which Led to Suspension/Expulsion by Type

Infractions	2009-2010		2010-2011		2011-2012		2012-2013	
	Count	*T.I.	Count	*T.I.	Count	*T.I.	Count	*T.I.
Sex Offenses	24	0.2%	15	0.2%	32	0.3%	27	0.4%
Sexual Battery	2	0.0%	4	0.0%	2	0.0%		
Sexual Harassment	65	0.5%	27	0.3%	65	0.7%	76	1.0%
Student Incivility	N/A	N/A	N/A	N/A	N/A	N/A	2,284	31.3%
Threat/Intimidate	325	2.3%	234	2.7%	197	2.1%	153	2.1%
Tobacco	121	0.9%	30	0.3%	54	0.6%	27	0.4%
Trespassing	27	0.2%	10	0.1%	14	0.2%	8	0.1%
Vandalism	41	0.3%	24	0.3%	28	0.3%	15	0.2%
Weapon - Rifle/Shotgun					2	0.0%		
Weapons - Handguns	2	0.0%	6	0.1%	3	0.0%	2	0.0%
Weapons - Knife	55	0.4%	47	0.5%	40	0.4%	38	0.5%
Weapons - Other	61	0.4%	46	0.5%	48	0.5%	29	0.4%
<b>Total Infractions</b>	<b>13,896</b>		<b>8,638</b>		<b>9,330</b>		<b>7,300</b>	
<b>Total Number of Students Referred</b>	<b>5,584</b>		<b>4,165</b>		<b>4,353</b>		<b>3,961</b>	
<b>Student Enrollment</b>	<b>38,513</b>		<b>38,030</b>		<b>38,656</b>		<b>38,847</b>	
<b>Percentage of Students Referred</b>	<b>14.2%</b>		<b>11.0%</b>		<b>12.0%</b>		<b>10.2%</b>	

No infractions reported. \* T.I. = Total Infractions

Count may include duplicate infractions for one student or one infraction applied to multiple students.

N/A-Not used prior to SY1213

# Students with Infractions Which Led to Suspension/Expulsion by Subgroup

Gender	n Students	Number of Infractions (2012)					n Students	Number of Infractions (2013)				
		1	2	3	4	5		1	2	3	4	5
Male	2,718	1,388	543	254	141	392	2,486	1,423	488	234	137	204
Female	1,635	933	338	129	71	164	1,475	963	261	103	68	80

Ethnicity	n Students	Number of Infractions (2012)					n Students	Number of Infractions (2013)				
		1	2	3	4	5		1	2	3	4	5
Asian	13	9	3	1	0	0	7	4	3	0	0	0
Black	3,712	1,927	757	333	191	504	3,467	2,039	667	303	192	266
Hispanic	94	63	15	8	2	6	75	59	9	3	3	1
Multi-Racial	92	50	20	9	3	10	82	61	9	7	1	4
American Indian	2	0	2	0	0	0	4	2	1	0	0	1
Pacific Islander	0	0	0	0	0	0	0	0	0	0	0	0
White	440	272	84	32	16	36	326	221	60	24	9	12

# Students with Infractions Which Led to Suspension/Expulsion by Subgroup

Subgroup	n Students	Number of Infractions (2012)					n Students	Number of Infractions (2013)				
		1	2	3	4	5		1	2	3	4	5
Economically Disadvantaged	3559	1844	725	327	184	479	3,349	1,975	636	285	189	264
Students with Disability	391	207	90	52	22	20	624	200	140	99	68	117
English Learners	35	25	3	4	1	2	33	30	2	0	1	0

# Action Items

---

- The Interim Senior Director of Support Services will ensure compliance with the implementation of the system-wide Alternative Placement Option.
- The Chief Academic Officer will work with the Executive Directors and school administrators to ensure alternative options to suspension and/or expulsion are provided.
- The Chief Academic Officer has identified 13 middle and high schools with the most discipline infractions to participate in focused interventions as part of a comprehensive plan to reduce infractions and their resulting suspensions/expulsions.
- The Executive Director of School Governance will ensure that the reduction plan includes the use of site specific alternatives to suspension at each of the 13 schools.

# Action Items

---

- The Special Education Program Managers will work with the 13 schools to develop site specific discipline infraction reduction plans which include the following goals:
  - 30% reduction in disciplinary infractions for general education students.
  - 30% reduction in disciplinary infractions for students with disabilities.
  - 100% reduction of students with disabilities suspended over 10 days.
  
- The Executive Director for Exceptional Children and K-8 schools will continue to monitor and support the implementation of Positive Behavior Intervention and Supports (PBIS) in 32 schools as a preventative measure.

# Action Items

---

- The Middle School and K-8 Principals will continue the use of Project Success as an alternative to suspension option.
- The Director of Student Affairs will continue to work with school administrators and staff to ensure system- wide implementation of Character Counts ®.

# Questions?

DISTRICT

ACCOUNTABILITY

SYSTEM

# Criteria

---

- School level reports – enrollment is defined per school and not by district; therefore, a student may count more than once at multiple sites.
  
- District Level reports – enrollment is unduplicated count.
  
- Calculations are based on total enrollment for the entire school year for each school; includes active and inactive students.