

Strategic Goal 1:

To Improve Academic Achievement

Objective G:

**Postsecondary Accelerated Options
(Completion/Participation Rate, AP, IB, &
Dual Enrollment Courses)**

Report Date:

December 5, 2012

Objective, Baseline & Target: Completion/Participation Rate

Objective: To increase the percentage of students completing courses that offer high school and college credit.

Baseline: SY 2009-2010: Student completion rate: 11%

Target: By 2014, at least 16% of students will complete courses that offer high school and college credit.

Percentage of Students Completing High School and College Credit Courses



Objective, Baseline & Target: Advanced Placement Exam

Objective: To increase the percentage of students achieving a score of 3 or higher on Advanced Placement exams as determined by the College Board.

Baseline: SY 2006-2007: Percent of exams that are scored 3 or higher: 44%

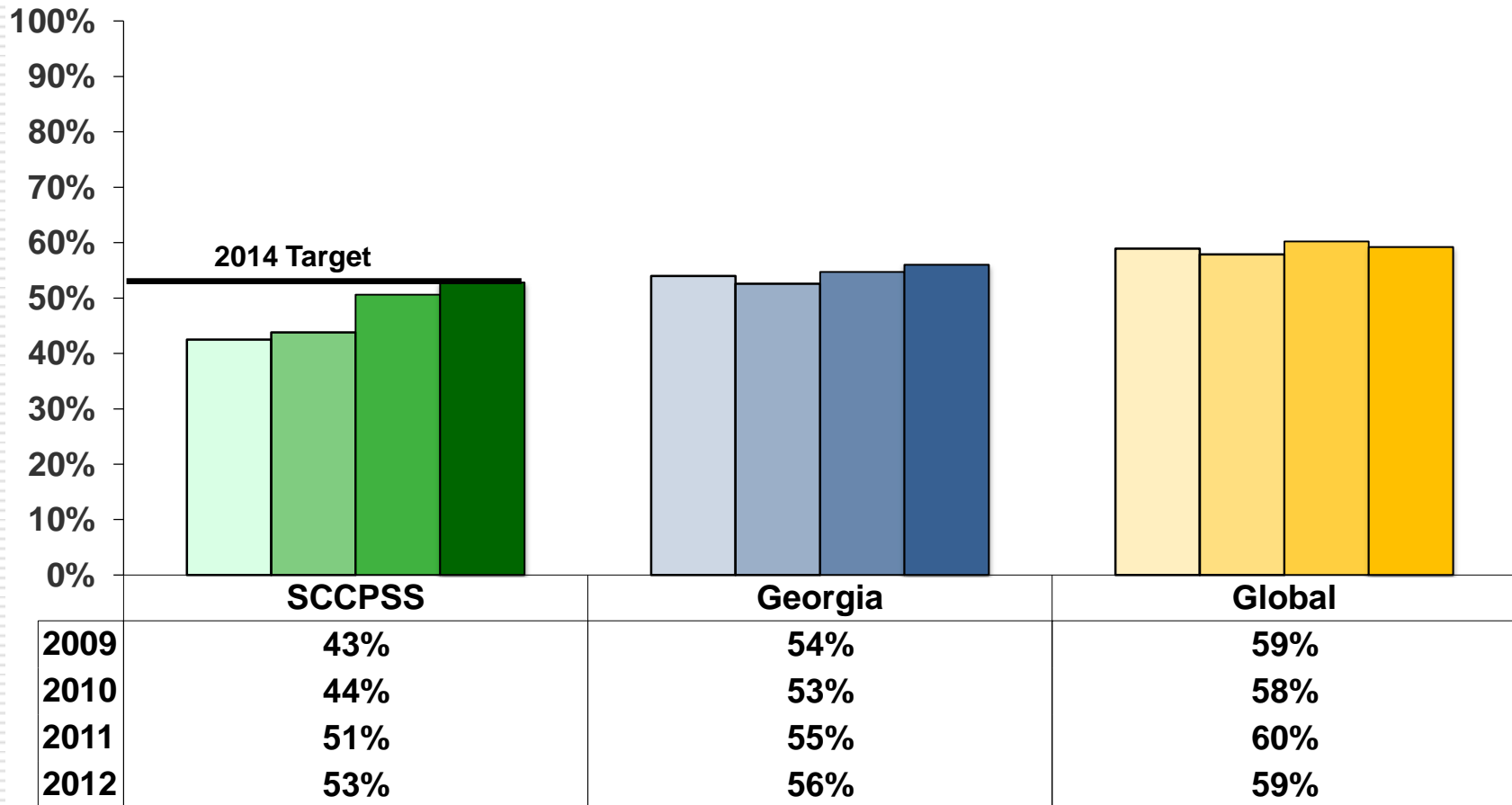
Target: By 2014, at least 53% of students enrolled in AP coursework will achieve a 3 or higher on the Advanced Placement exam.

AP Exam Criteria

Advanced Placement assessments are designed to provide college credit to high school students.

- Scores on each examination range from 1 to 5, with a score of 5 indicating that a student is “extremely well qualified” with respect to mastery of course content.
- Scores of three or better suggest that a student is capable of successfully completing work at most colleges.

Percentage of AP Exams in which a Score of Three or Greater was Earned



NOTE: Gradation of chart color from lightest to darkest represents progression of years

Four-Year AP Exam Comparative Summary By Content Area

Exam Content Area	2009		2010		2011		2012	
	N	% >= 3	N	% >= 3	N	% >= 3	N	% >= 3
English/Language Arts	438	43%	487	39%	400	43%	403	48%
Mathematics	144	36%	128	51%	111	57%	123	73%
Science	128	35%	112	54%	122	45%	138	45%
Social Studies	225	48%	345	43%	320	55%	323	55%
Visual/Performing Arts	82	45%	92	51%	67	70%	100	61%
World Language/Literature	31	45%	25	48%	17	71%	38	24%
Total Exams	1048	43%	1189	44%	1037	51%	1125	53%

Objective, Baseline & Target: International Baccalaureate Diploma

Objective: To increase the percentage of students being awarded the International Baccalaureate Diploma.

Baseline: SY 2007-2008: 26% of IB diploma candidates were awarded the IB diploma

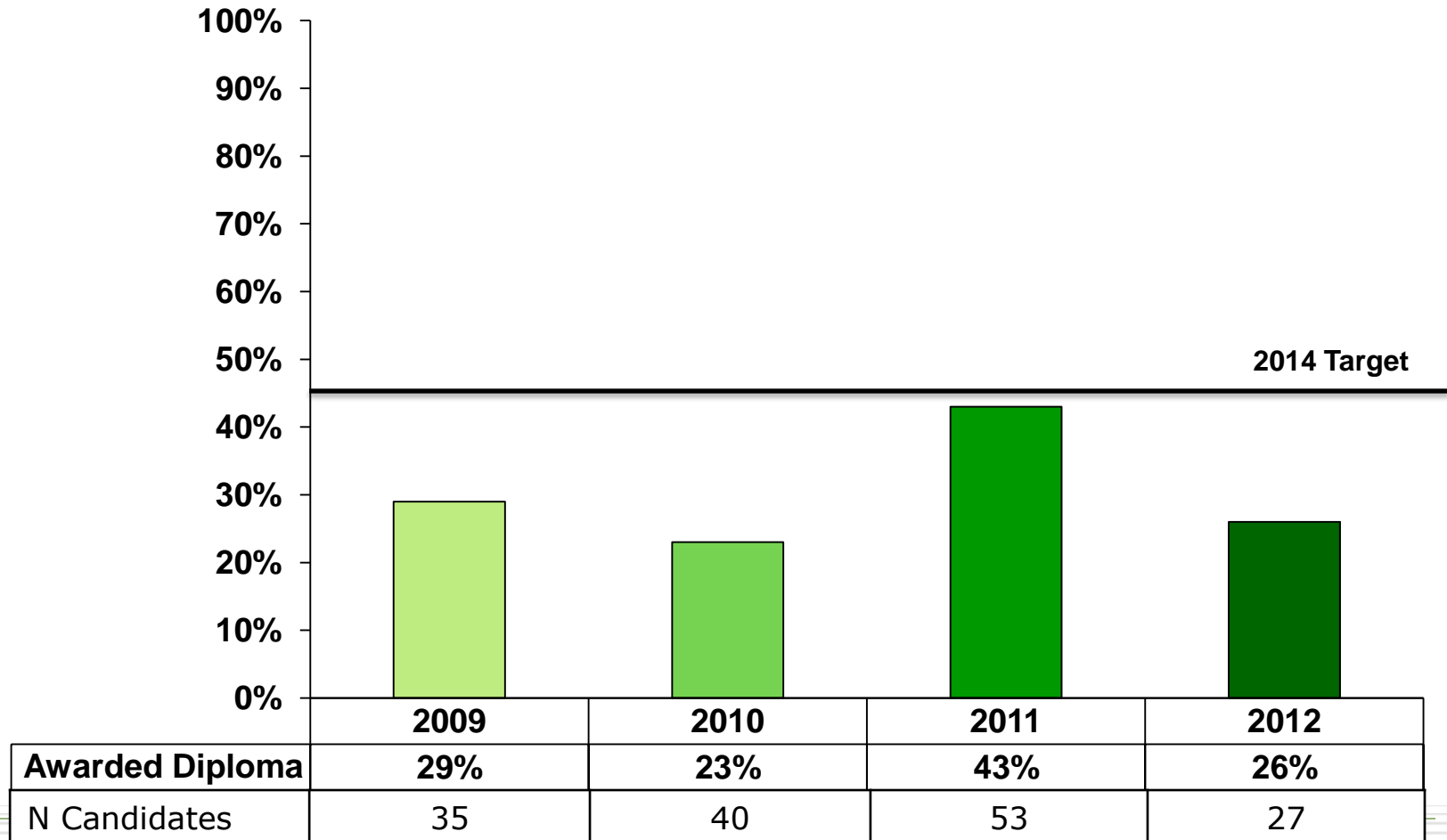
Target: By 2014, at least 45% of IB diploma candidates will be awarded the IB diploma.

IB Diploma Criteria

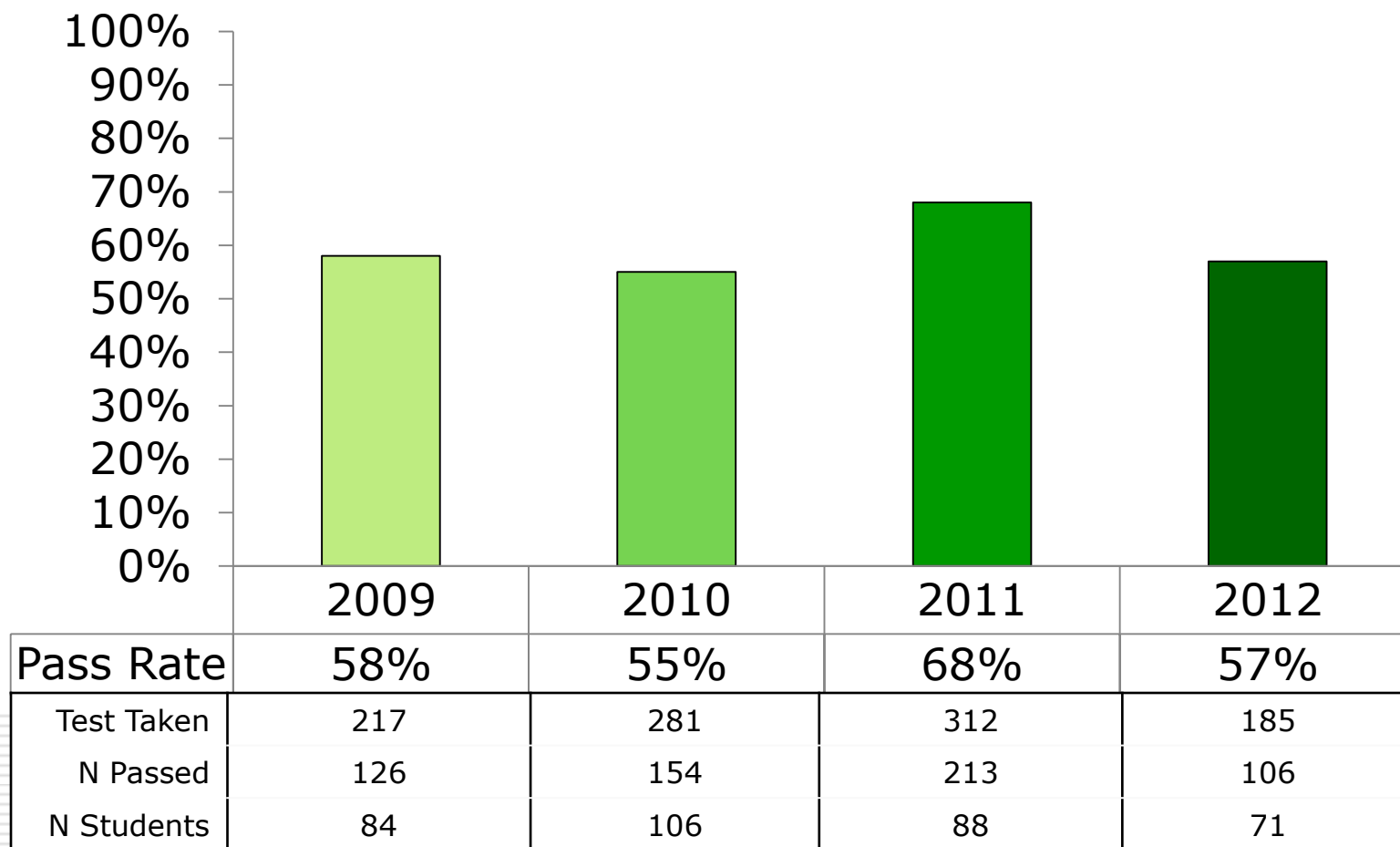
The IB Diploma Program (DP) curriculum consists of:

- ❑ Course work in six subject area groups with grades ranging from 1 (poor performance) to 7 (excellent)
- ❑ An Extended Essay
- ❑ A Theory of Knowledge (interdisciplinary) class
- ❑ A Creativity, Action, and Service Component
- ❑ The diploma is awarded upon earning 24 of 45 points

Percentage of Candidates Awarded IB Diplomas



IB Exam Success Rate



IB Exam Success Rate by Content Area

Subject	2009		2010		2011		2012	
	N	%	N	%	N	%	N	%
English	34	91%	40	100%	51	84%	28	54%
Environmental Sciences	38	26%	74	43%	40	40%	44	48%
Individuals & Societies	61	56%	75	29%	89	70%	49	49%
World Languages	34	38%	40	50%	53	66%	28	46%
Mathematics	34	82%	40	83%	53	77%	28	96%
The Arts	16	56%	12	67%	26	62%	8	75%
Total Exams	217	58%	281	55%	312	68%	185	57%

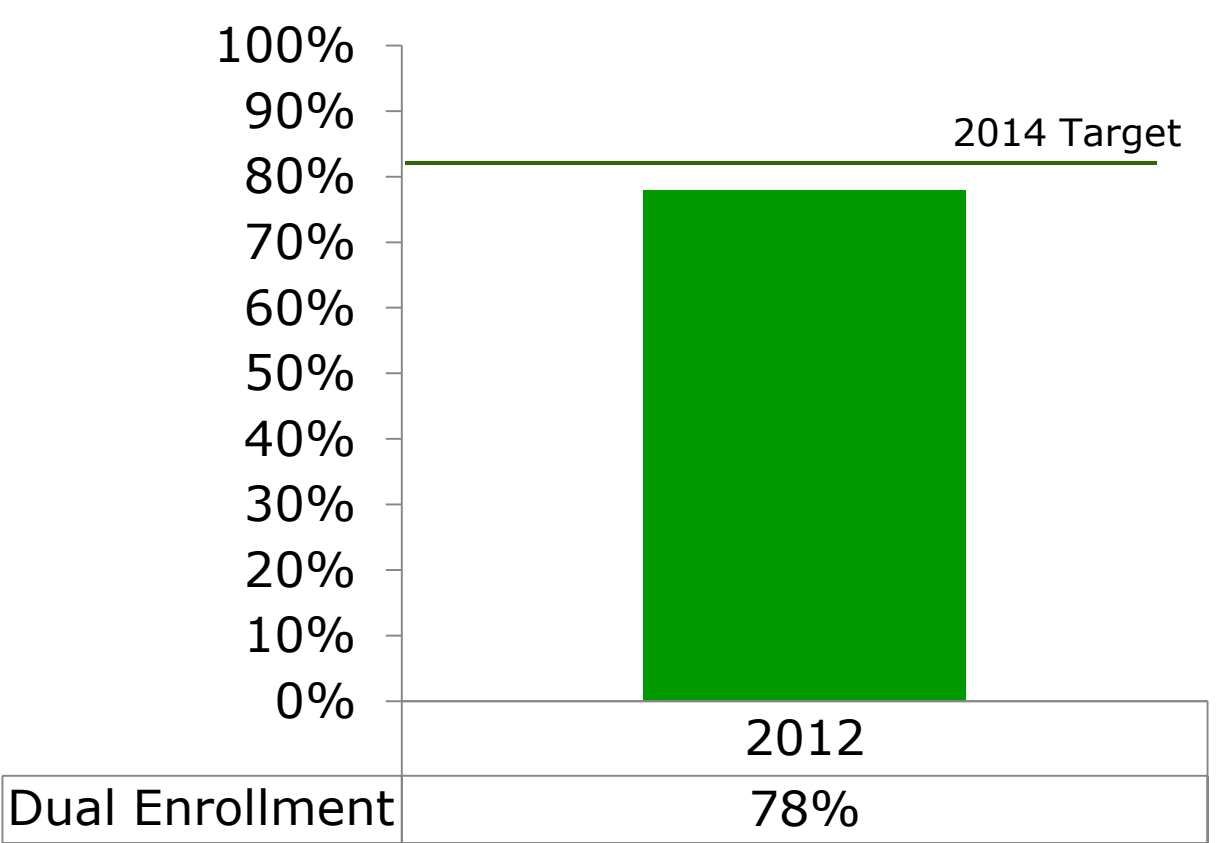
Objective, Baseline & Target: Dual Enrollment Courses

Objective: To increase the percentage of students completing courses eligible for award of college credits through the dual enrollment program.

Baseline: SY 2011-2012: 78% of dual enrollment students successfully completed all eligible courses taken for college credit.

Target: By 2014, at least 82% of dual enrollment students will successfully complete all dual enrollment courses taken.

Dual Enrollment



Action Items

- By April 2013, at least one staff member from each high school will be trained by the Teacher Specialist for Gifted and Advanced Learning, on how to use College Board's AP Potential Data report to identify individual students exhibiting the potential to succeed in AP courses.
- By January 2013, the Teacher Specialist for Gifted and Advanced Learning will collaborate with staff from Curriculum and Instruction to expand Vertical Team meetings to include Mathematics and World Language in addition to English.
- By April 2013, the Teacher Specialist for Gifted and Advanced Learning will coordinate with staff from Curriculum and Instruction to establish criteria for student participation in AP Visual Arts and World Language to reflect student preparedness for course.

Action Items

- By March 2013, secondary principals will develop a strategic plan to include the following: feeder school collaboration, student recruitment, teacher training and the establishment of a new IB career pathway at the high schools.
- By March 2013, the Program Manager for Counselors will work with admissions counselors at Armstrong Atlantic State University and Savannah State University to design and implement procedures for identifying and enrolling students eligible for dual enrollment. These procedures will be shared with all high school principals and counselors.

Questions

**DISTRICT
ACCOUNTABILITY
SYSTEM**



Data Criteria

- ❑ Completion/Participation data is received from GADOE.
- ❑ Completion/Participation data reflect percentage of students in grades 9-12 completing one or more AP, IB, or Dual Enrollment courses in the school year.

Data Criteria

- ❑ AP exam data is based on summary reports provided by College Board.
- ❑ IB diploma data is based on students reported as diploma candidates by the International Baccalaureate Organization (IBO).
- ❑ IB success rate is based on all IB test participants (diploma, certificate, and anticipated).