

**Strategic Goal 1:**  
**TO IMPROVE ACADEMIC**  
**ACHIEVEMENT**

**Objective A:**  
**Reading on Grade Level**

**Report Date:**  
August 7, 2013



# Objective, Baseline & Target

---

**Objective:** To increase the percentage of students who are reading on grade level by the end of grade 2, 4, and 7 as measured by a Lexile reading scale score of 330L, 630L, and 880L respectively. The measuring tool for grades 2, 4, and 7 is Scholastic Reading Inventory Assessment and Progress Monitoring

**Baseline:** SY 2010: 63% of 2<sup>nd</sup> graders, 75% of 4<sup>th</sup> graders, and 66% of 7<sup>th</sup> graders met the target objective.

**Target:** By SY 2014, 90% of students in grades 2, 4, and 7 will be reading on grade level by the conclusion of the academic year.

---

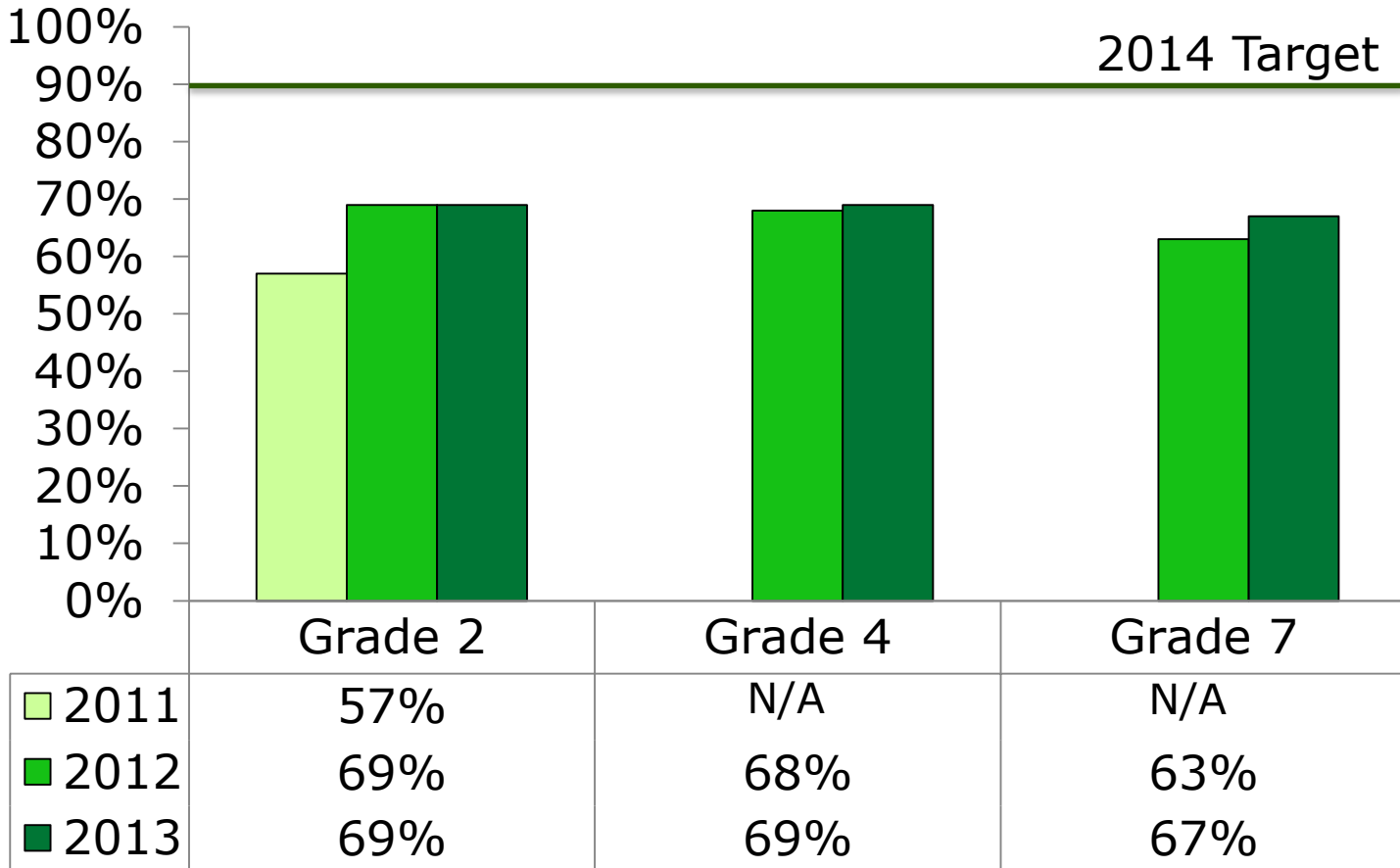


# Background Information

---

- A Lexile is a standard unit for measuring text complexity.
- Readers' scores are reported as a Lexile measure from 0L to 2000L.
- Lexile scores for this presentation are reported from the Scholastic Reading Inventory (SRI).

# Reading on Grade Level (ROGL) District Proficiency Rates



2<sup>nd</sup> grade = 330L; 4<sup>th</sup> grade = 630L; 7<sup>th</sup> grade = 880L

Grades 4 and 7 did not test in 2011


ROGL measures pulled from the Scholastic Reading Inventory

# Reading on Grade Level (ROGL) District Growth Rates

---

Mean Lexile Levels					
	2011	2012	2013	1-yr Chg.	3-yr Chg.
<b>Grade 2</b>	362	433	441	8	79
<b>Grade 4</b>	N/A*	710	732	22	N/A*
<b>Grade 7</b>	N/A*	927	968	41	N/A*


\* Grades 4 and 7 did not test in 2011.  
Lexile levels are from the Scholastic Reading Inventory

 Indicates increase



# Reading on Grade Level (ROGL) Sub-Group Proficiency Rates


Sub-Group	Grade 2				
	2011	2012	2013	1 yr Chg.	3 yr Chg
Asian	76%	74%	82%	8	6
Black	47%	60%	62%	2	15
Hispanic	54%	71%	66%	-5	12
Multi-Racial	57%	81%	82%	1	25
White	73%	83%	81%	-2	8
Female	61%	74%	72%	-2	11
Male	53%	64%	66%	2	13

 Indicates increase



# Reading on Grade Level (ROGL) Sub-Group Proficiency Rates

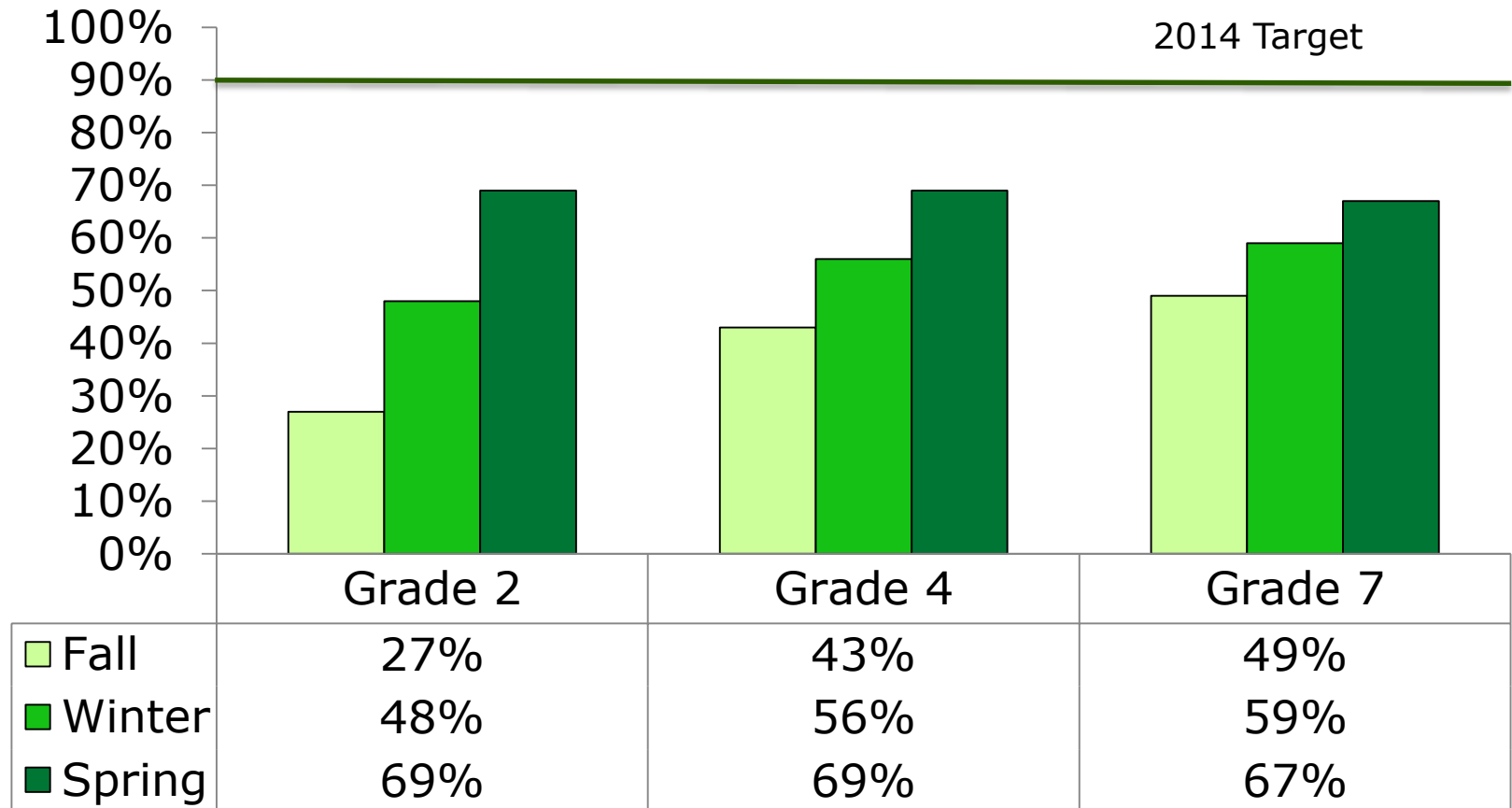
Sub-Group	Grade 4			Grade 7		
	2012	2013	1-yr Chg	2012	2013	1-yr Chg
Asian	74%	84%	10	84%	79%	-5
Black	58%	60%	2	53%	57%	5
Hispanic	67%	68%	1	69%	72%	3
Multi-Racial	75%	80%	5	87%	81%	-6
White	84%	85%	1	81%	85%	4
Female	70%	71%	1	67%	69%	2
Male	65%	65%	0	59%	65%	6
ED	59%	61%	2	55%	55%	0
EL	21%	32%	11	20%	37%	17
SWD	29%	29%	0	24%	25%	1

 Indicates increase

Grades 4 and 7 did not test in 2011.

# Reading on Grade Level (ROGL)

Proficiency Rates by Assessment Date: SY 2012-13



Proficiency Lexiles are as follows: 2<sup>nd</sup> grade = 330L; 4<sup>th</sup> grade = 630L; 7<sup>th</sup> grade = 880L





# Actions

---

- During the 2013-2014 school year, elementary and middle school principals will continue to monitor implementation of the reading intervention tools the district has provided: revised literacy plan, Wilson Foundations, SRA Reading Mastery, DIBELS Next, and SRI.
- The principal's monitoring of these programs will be evident through the following tools: school improvement plan; formal and informal classroom observations of the teachers; evidence of implementation of required literacy block; review and feedback of teacher lesson plans, and ongoing review of DIBELS Next progress monitoring reports.

# Story Behind the Numbers

---

In May of 2011, baseline data was established for 2<sup>nd</sup> grade students using the Scholastic Reading Inventory (SRI). Baseline data for 4<sup>th</sup> and 7<sup>th</sup> grade students using the SRI was established in November of 2011.

The Scholastic Reading Inventory is administered online. It provides a more accurate Lexile measure than the previous converted CRCT score. The SRI requires an extensive use of vocabulary and inference skills.

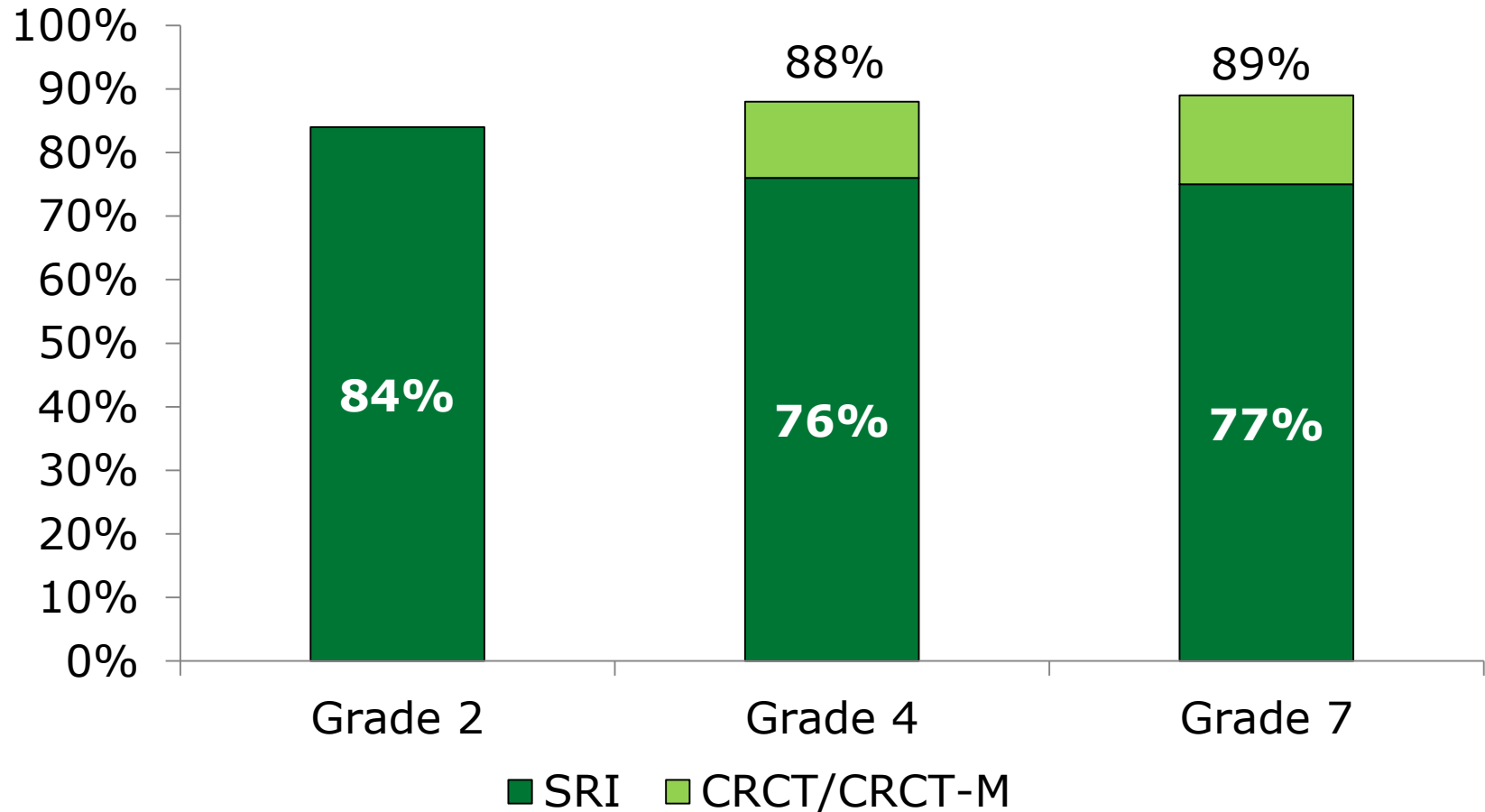
# Questions

**DISTRICT  
ACCOUNTABILITY  
SYSTEM**



# Reading on Grade Level (ROGL)

Students Meeting 2013 Gateway Requirements



Students in Grade 2 do not take the CRCT or CRCT-M  
 SY2012-13 gateway requirements are as follows: 2<sup>nd</sup> grade=255L; 4<sup>th</sup> grade=590L; 7<sup>th</sup> grade=830L

# Reading on Grade Level (ROGL)



## Subgroup Proficiency Rates by Assessment Date: SY 2012-13

Sub-Group	Grade 2			Grade 4			Grade 7		
	Fall	Winter	Spring	Fall	Winter	Spring	Fall	Winter	Spring
Asian	43%	73%	82%	70%	82%	84%	65%	70%	79%
Black	19%	38%	62%	33%	45%	60%	38%	49%	57%
Hispanic	22%	47%	66%	43%	54%	68%	50%	63%	72%
Multi-Racial	41%	66%	82%	53%	71%	80%	69%	78%	81%
White	42%	65%	81%	63%	76%	85%	70%	80%	85%
Female	31%	52%	72%	47%	59%	71%	50%	61%	69%
Male	24%	44%	66%	40%	52%	65%	47%	58%	65%



# Reading on Grade Level - Criteria

- Data from the Scholastic Reading Inventory (SRI) was collected from the administration dates below. The highest Lexile achieved over the range of administration dates was used for this report.
- Students tested:

<b>SY2013</b>	<b>Fall</b>	<b>Winter</b>	<b>Spring</b>
Grade 2	3,006	2,919	3,153
Grade 4	2,719	2,594	2,846
Grade 7	2,202	1,782	2,294

- Reading on grade level is defined as Lexile scores at or above 330L at the end of second grade, 630L at the end of fourth grade, and 880L at the end of seventh grade.