

Strategic Goal 3:

TO PROVIDE A SAFE AND SECURE
ENVIRONMENT FOR STUDENTS AND
EMPLOYEES

Objective B:

School Discipline

Report Date:

August 6, 2014

Discipline Definitions

- **Infraction** – The action that is in violation of the Student Code of Conduct
- **Disposition** – The result of a disciplinary action
- **Referral** – A document that lists the infraction and disciplinary action
- **In-School Suspension (ISS)** – Short-term removal of a student from the classroom
- **Out-of-School Suspension (OSS)** – Short-term removal of a student from the school, ten days or less
- **Long-Term Suspension*** – Long-term removal of a student from the school for more than ten days
- **Expulsion*** – Long-term removal of a student from the school beyond the school quarter or semester

*Students who are long-term suspended or expelled may be placed in an alternative program. ²

Objective, Baseline & Target

Objective: To reduce the number of infractions that give rise to referrals for In School Suspension (ISS)*, Out of School Suspension (OSS), and expulsion.

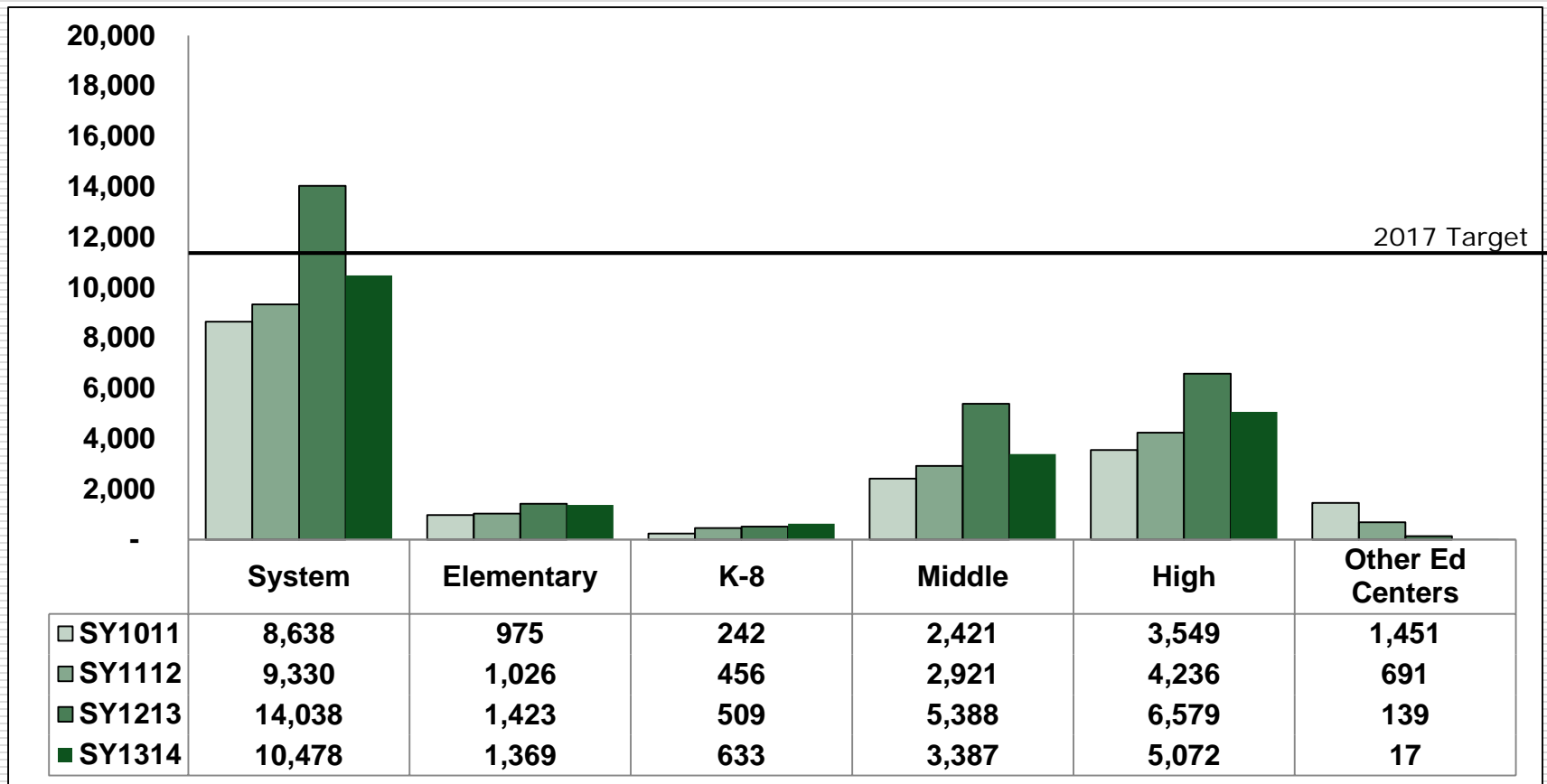
Baseline: SY 2012-13: 14,038 ISS*/OSS suspension and expulsion infractions.

Target: By SY 2016-17: $\leq 11,500$ ISS*/OSS suspension and expulsion infractions.

*ISS applies to Middle and High schools only.

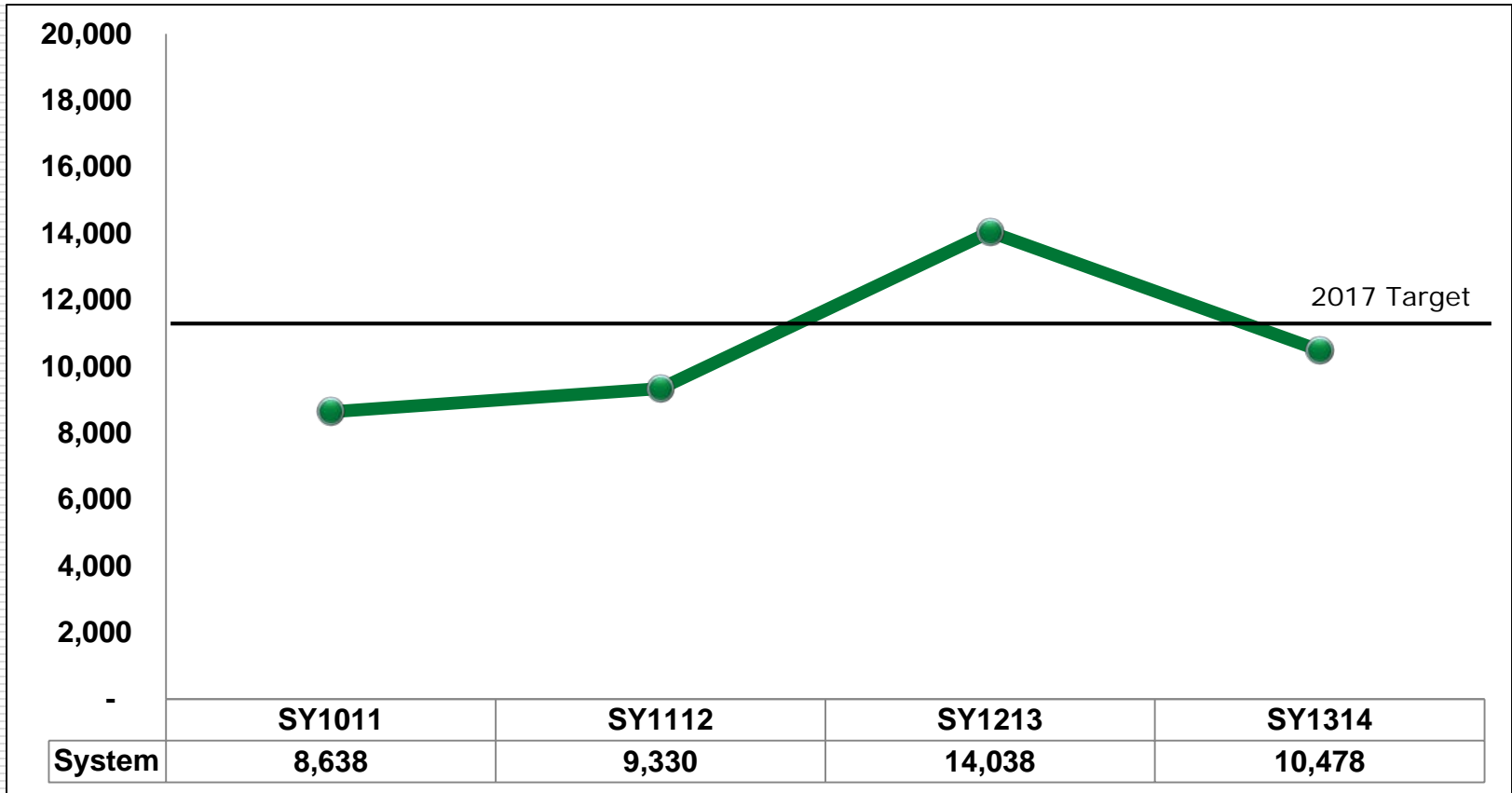
Baseline was updated based on adjustment to SY 2012-13 discipline.

Total Infractions Which Led to Suspension/Expulsion by Level



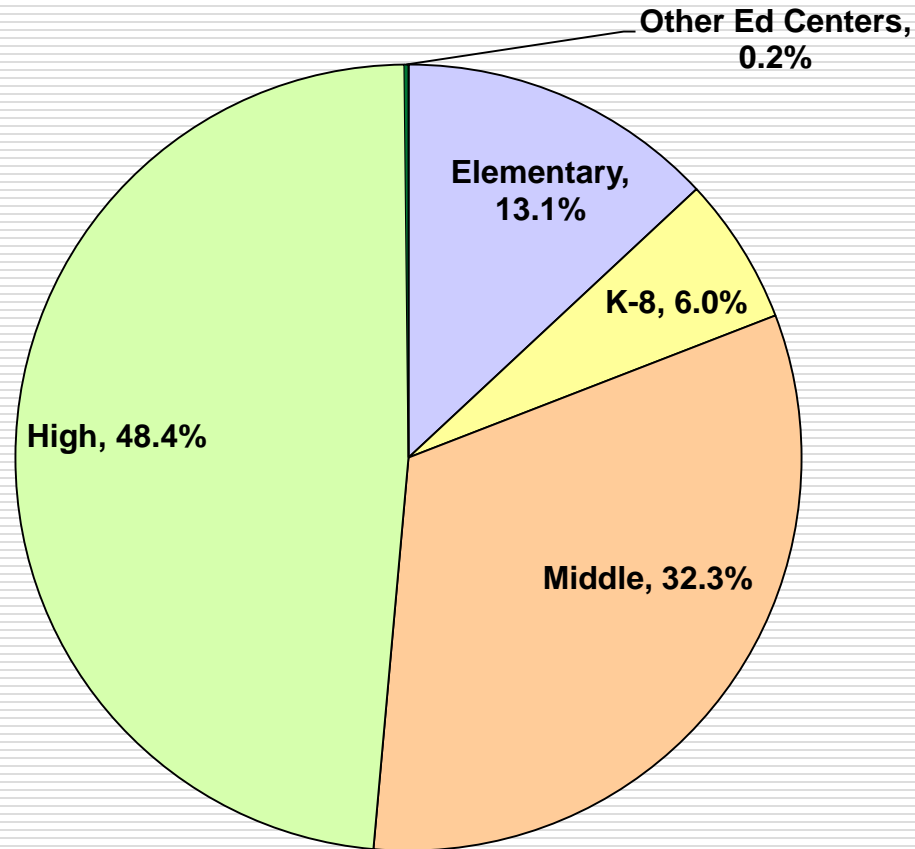
School Years 2010-2012 does not include ISS for grades 6-12
 Other Ed Centers include Coastal Academy, Ombudsman, Fresh Start, Corporate Academy,
 and Early College

Total Infractions Which Led to Suspension/Expulsion



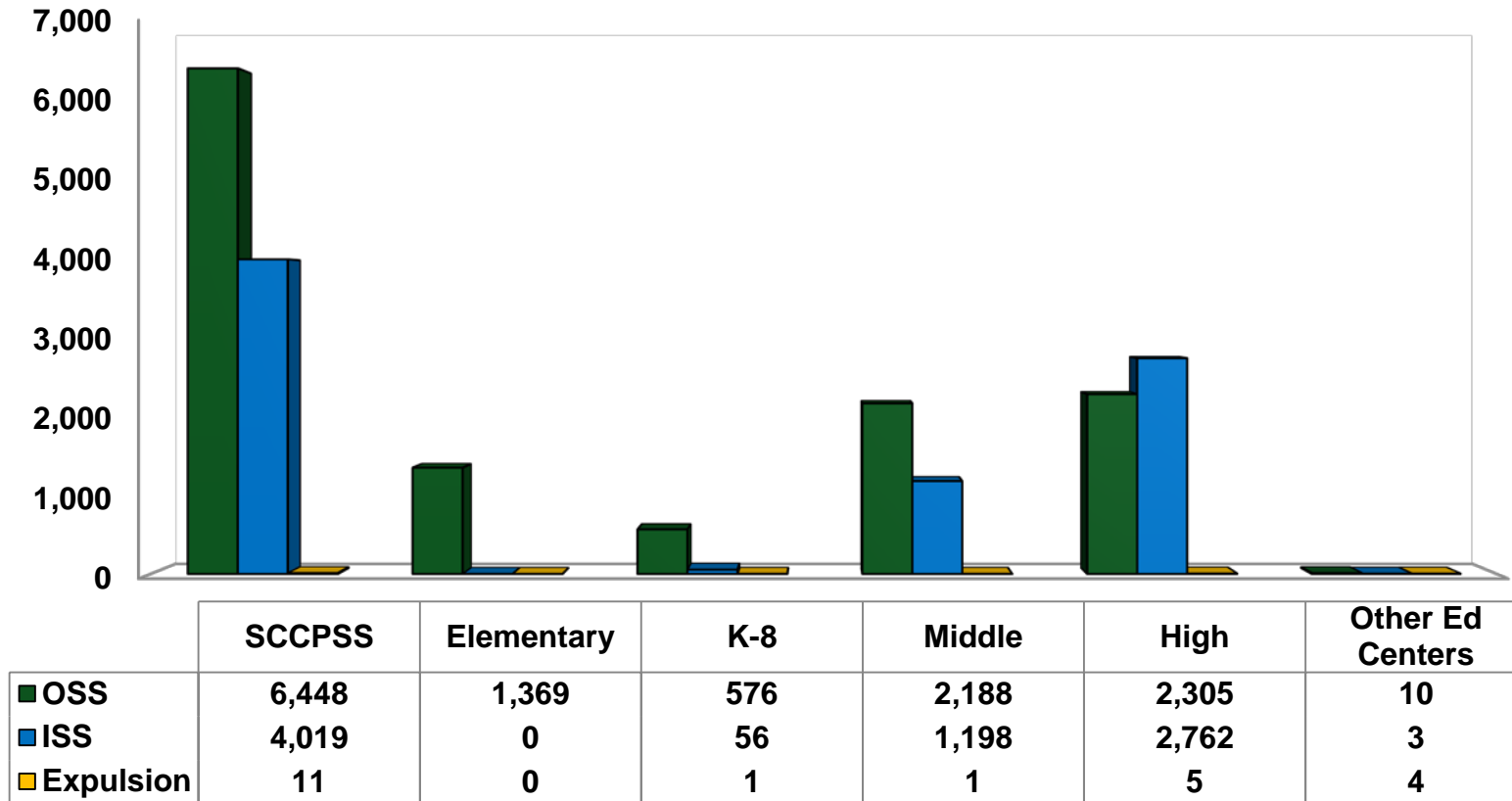
School Years 2010-2012 does not include ISS

Infractions Which Led to Suspension/Expulsion by Level



Other Ed Centers include Coastal Academy, Ombudsman, Fresh Start, Corporate Academy, and Early College

Total Infractions Which Led to Suspension, Alternative Placement, or Expulsion by Level



Other Ed Centers include Coastal Academy, Ombudsman, Fresh Start, Corporate Academy, and Early College

Infractions Which Led to Suspension/Expulsion by Type

Infractions	2010-2011		2011-2012		2012-2013*		2013-2014*	
	Count	**T.I.	Count	**T.I.	Count	**T.I.	Count	**T.I.
Academic Dishonesty					7	0.0%	11	0.1%
Alcohol	21	0.2%	13	0.1%	7	0.0%	12	0.1%
Arson	4	0.0%	6	0.1%	9	0.1%	7	0.1%
Attendance Related					2,480	17.7%	1,324	12.6%
Battery	215	2.5%	180	1.9%	327	2.3%	349	3.3%
Bullying	130	1.5%	115	1.2%	140	1.0%	122	1.2%
Burglary	4	0.0%	2	0.0%	3	0.0%	6	0.1%
Computer Trespassing	2	0.0%	7	0.1%	9	0.1%	12	0.1%
Disorderly Conduct	1,184	13.7%	5,421	58.1%	2,741	19.5%	1,544	14.7%
Dress Code Violation					194	1.4%	155	1.5%
Drugs Excluding Alcohol	158	1.8%	176	1.9%	118	0.8%	73	0.7%
Fighting	1,551	18.0%	1,529	16.4%	1,735	12.4%	1,630	15.6%
Gang Related Behavior	15	0.2%	4	0.0%	39	0.3%	7	0.1%
Larceny/Theft	55	0.6%	60	0.6%	116	0.8%	89	0.8%
Motor Vehicle Theft					2	0.0%	4	0.0%
Other Serious Bodily Injury	2	0.0%			1	0.0%		
Other Serious Incidents	23	0.3%	21	0.2%	15	0.1%	3	0.0%
Possession of Unapproved Items					137	1.0%	84	0.8%
Repeated Offense					95	0.7%	204	1.9%
Robbery	9	0.1%	16	0.2%	4	0.0%	9	0.1%

No infractions reported. *School year includes ISS for grades 6-12 ** T.I. = Total Infractions
 Count may include duplicate infractions for one student or one infraction applied to multiple students.
 School Years 2010-2012 does not include ISS

Infractions Which Led to Suspension/Expulsion by Type

Infractions	2010-2011		2011-2012		2012-2013*		2013-2014*	
	Count	**T.I.	Count	**T.I.	Count	**T.I.	Count	**T.I.
Sex Offenses	15	0.2%	32	0.3%	31	0.2%	26	0.2%
Sexual Battery	4	0.0%	2	0.0%			5	0.0%
Sexual Harassment	27	0.3%	65	0.7%	88	0.6%	76	0.7%
Student Incivility					5,302	37.8%	4,344	41.5%
Threat/Intimidate	234	2.7%	197	2.1%	160	1.1%	135	1.3%
Tobacco	30	0.3%	54	0.6%	40	0.3%	59	0.6%
Trespassing	10	0.1%	14	0.2%	8	0.1%	6	0.1%
Vandalism	24	0.3%	28	0.3%	24	0.2%	18	0.2%
Weapon - Rifle/Shotgun			2	0.0%			1	0.0%
Weapons - Handguns	6	0.1%	3	0.0%	2	0.0%	3	0.0%
Weapons - Knife	47	0.5%	40	0.4%	39	0.3%	42	0.4%
Weapons - Other	46	0.5%	48	0.5%	31	0.2%	23	0.2%
Total Infractions	8,638		9,330		14,038		10,478	
Total Number of Students Referred	4,165		4,353		5,603		4,805	
Student Enrollment	38,030		38,656		38,847		40,369	
Percentage of Students Referred	11.0%		12.0%		14.4%		11.9%	

No infractions reported. *School year includes ISS for grades 6-12 ** T.I. = Total Infractions
 Count may include duplicate infractions for one student or one infraction applied to multiple students.
 School Years 2010-2012 does not include ISS

Students with Infractions Which Led to Suspension/Expulsion by Subgroup

Gender	n Students	Number of Infractions (2013)					n Students	Number of Infractions (2014)				
		1	2	3	4	5		1	2	3	4	5
Male	3,384	1,576	630	358	257	563	2,980	1,526	638	272	183	361
Female	2,219	1,182	438	201	121	277	1,825	1,065	340	165	97	158

Ethnicity	n Students	Number of Infractions (2013)					n Students	Number of Infractions (2014)				
		1	2	3	4	5		1	2	3	4	5
Asian	21	16	3	0	1	1	19	15	4	0	0	0
Black	4,685	2,202	930	470	333	750	3,968	2,091	827	366	229	455
Hispanic	148	91	22	12	7	16	114	63	29	10	5	7
Multi-Racial	123	70	16	8	6	23	127	70	15	17	11	14
American Indian	6	4	0	1	0	1	10	5	4	1	0	0
White	620	375	97	68	31	49	567	347	99	43	35	43

Students with Infractions Which Led to Suspension/Expulsion by Subgroup

Subgroup	n Students	Number of Infractions (2013)					n Students	Number of Infractions (2014)				
		1	2	3	4	5		1	2	3	4	5
Economically Disadvantaged	4,540	2,192	911	486	315	636	3,999	2,094	840	402	238	425
Students with Disability	463	218	92	52	37	64	433	222	118	35	29	29
English Learners	47	31	6	4	3	3	47	30	14	3	0	0

Action Items

Executive Directors of School Governance will review discipline reports monthly for discussion with the building level administrators and their discipline data teams. School staff will monitor their actions and outcomes and develop effective interventions as necessary to meet the established goals of reducing behavioral infractions.

Professional Learning, in partnership with the Department of Specialized Instruction, will provide on-going professional development to identify and implement appropriate alternatives to suspension, foster positive relationships with students and parents, and promote a safe and positive school climate.

Action Items

The Department of Specialized Instruction will develop and conduct bi-annually evaluations of behavioral referrals and actions to determine causes of these referrals and the effects of disciplinary actions on subgroups. Academic Affairs central staff, in concert with schools, will implement recommended interventions to address district-wide disproportionality concerns.

Academic Affairs, in partnership with Campus Police, will consult with representatives of area agencies to develop and implement a plan for educating parents on applicable laws, policies, and procedures. This partnership will also empower parents and schools to combat the impact of negative influences that often place children at risk and facilitate parents' advocacy skills.


Questions?

DISTRICT

ACCOUNTABILITY

SYSTEM

STARTING WITH THE PEOPLE



Criteria

- School level reports – enrollment is defined per school and not by district; therefore, a student may count more than once at multiple sites.

- District Level reports – enrollment is an unduplicated count.

- Calculations are based on total enrollment for the entire school year for each school; includes active and inactive students.