

Strategic Goal 1:
TO IMPROVE ACADEMIC
ACHIEVEMENT

Objective G:
College Entrance Exams (CEE)
SAT & ACT

Report Date:
November 5, 2014

Scholastic Aptitude Test (SAT) Objective, Baseline & Target

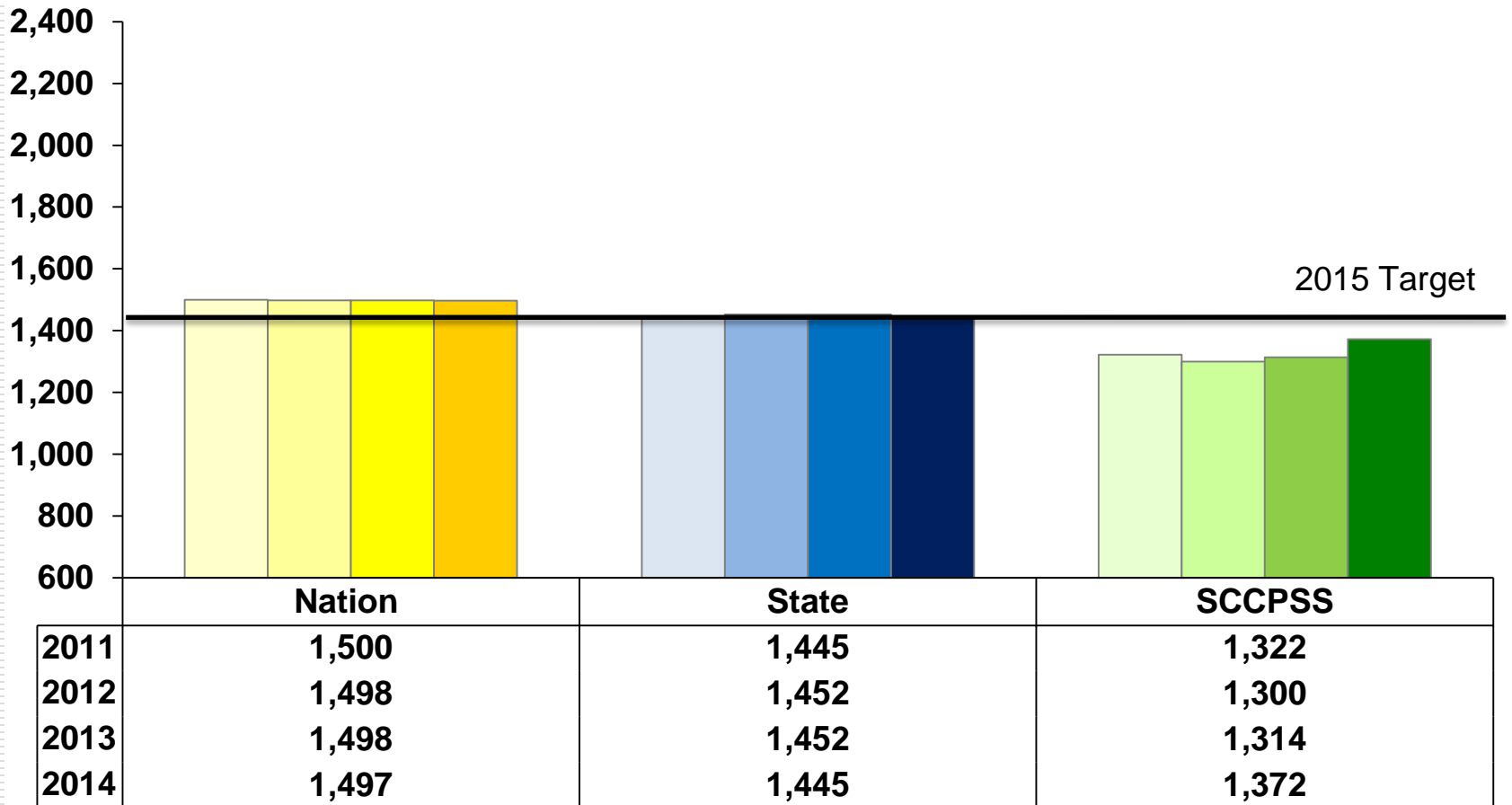
Objective: To increase the District average on the Critical Reading, Mathematics, and Writing portions of the SAT Reasoning Test, a nationally norm-referenced college entrance examination.

Baseline: SY 2009-10: Critical Reading, Verbal + Mathematics, and Writing Average Combined Score: 1332

Target: By 2014-15, the District average combined score on Critical Reading, Mathematics, and Writing will meet or exceed 1450.

Scholastic Aptitude Test (SAT)

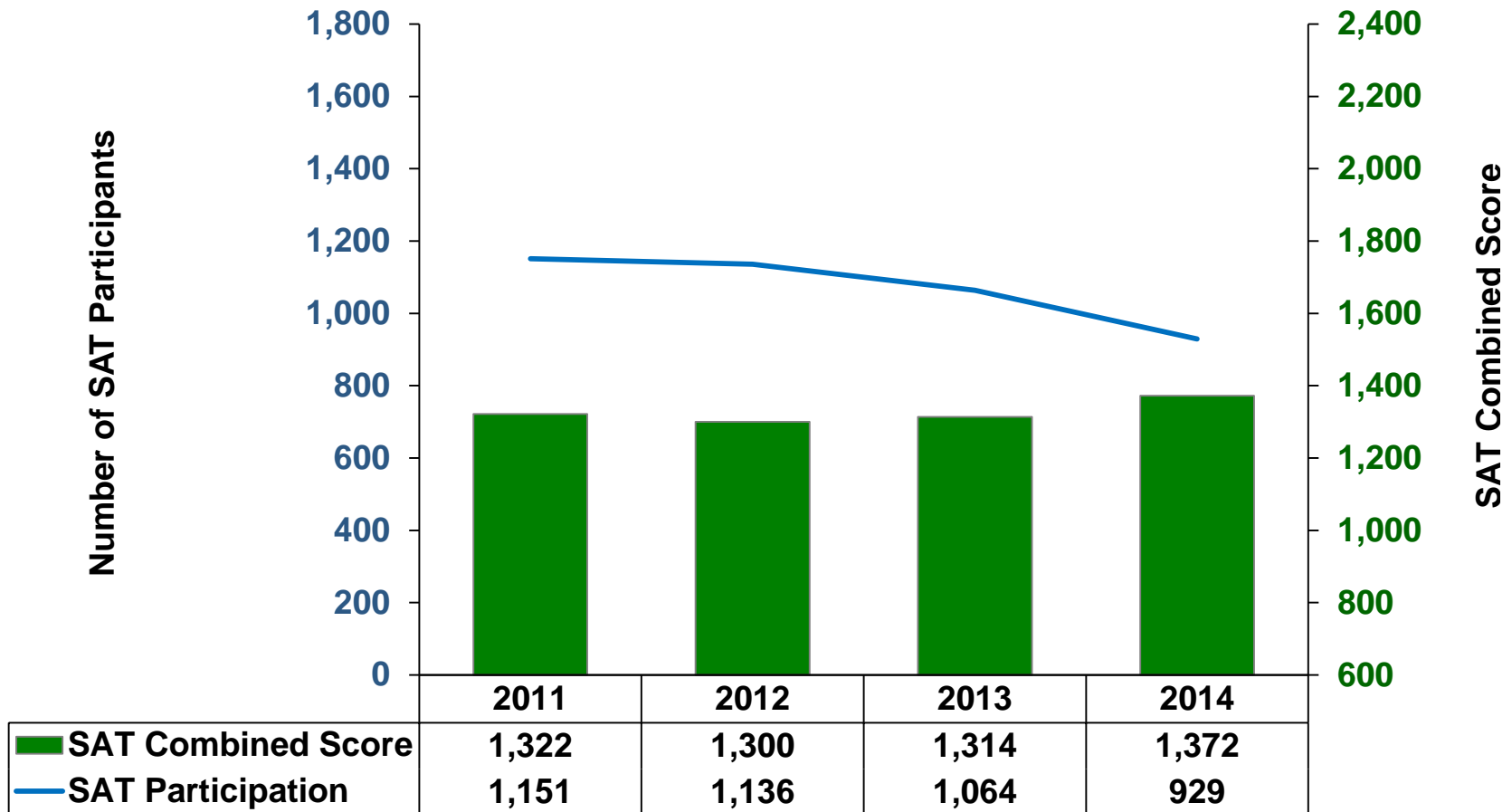
Average Score: Combined Critical Reading, Mathematics, and Writing



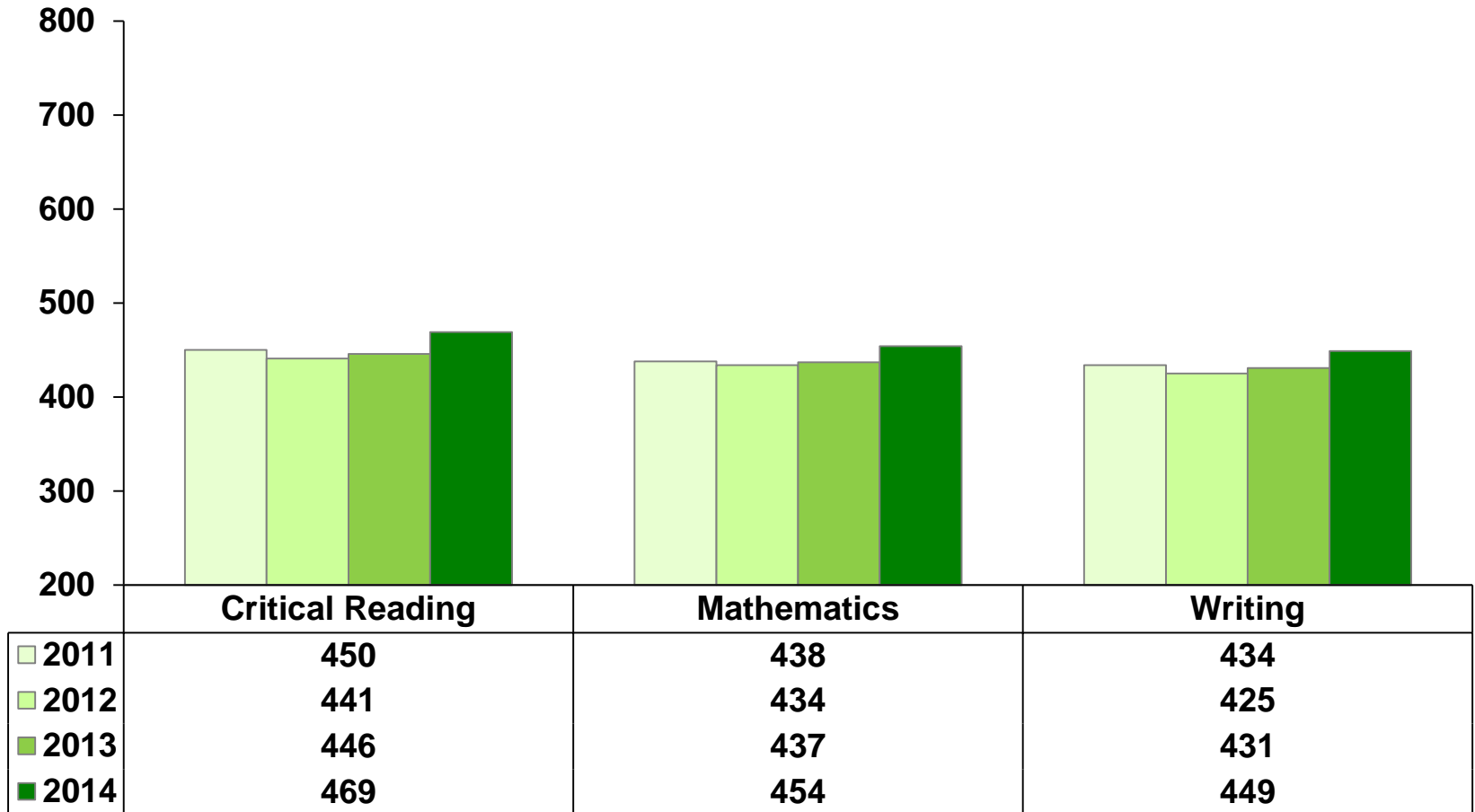
NOTE: Shading of chart color from lightest to darkest represents progression of years

Scholastic Aptitude Test (SAT)

Average Combined Score with Participation



Scholastic Aptitude Test (SAT) Average Score by Content Area



NOTE: Shading of chart color from lightest to darkest represents progression of years

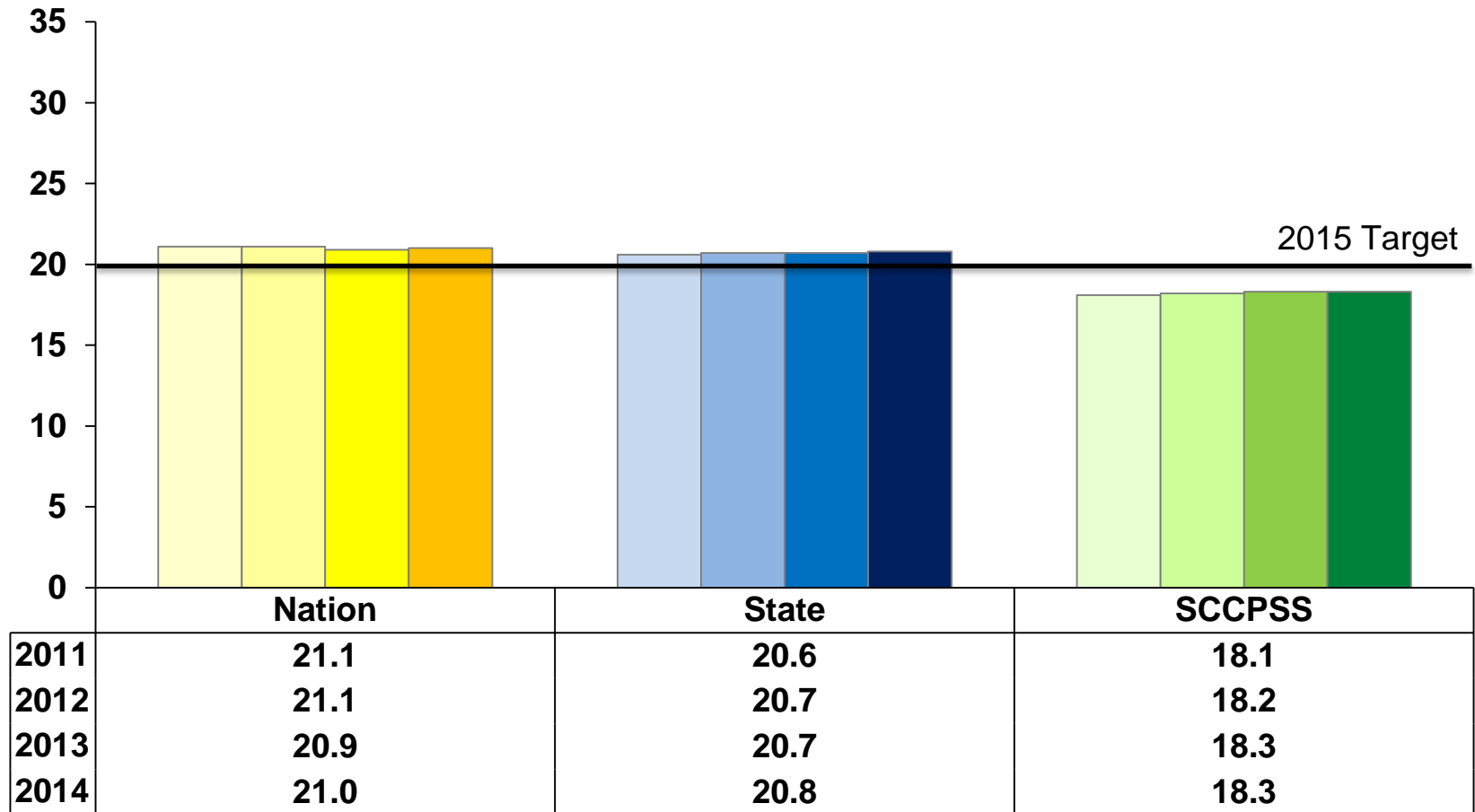
American College Test (ACT) Objective, Baseline & Target

Objective: To increase the District average composite score on the ACT, a nationally norm-referenced college entrance examination.

Baseline: SY 2009-10: District Average Composite Score 18.2

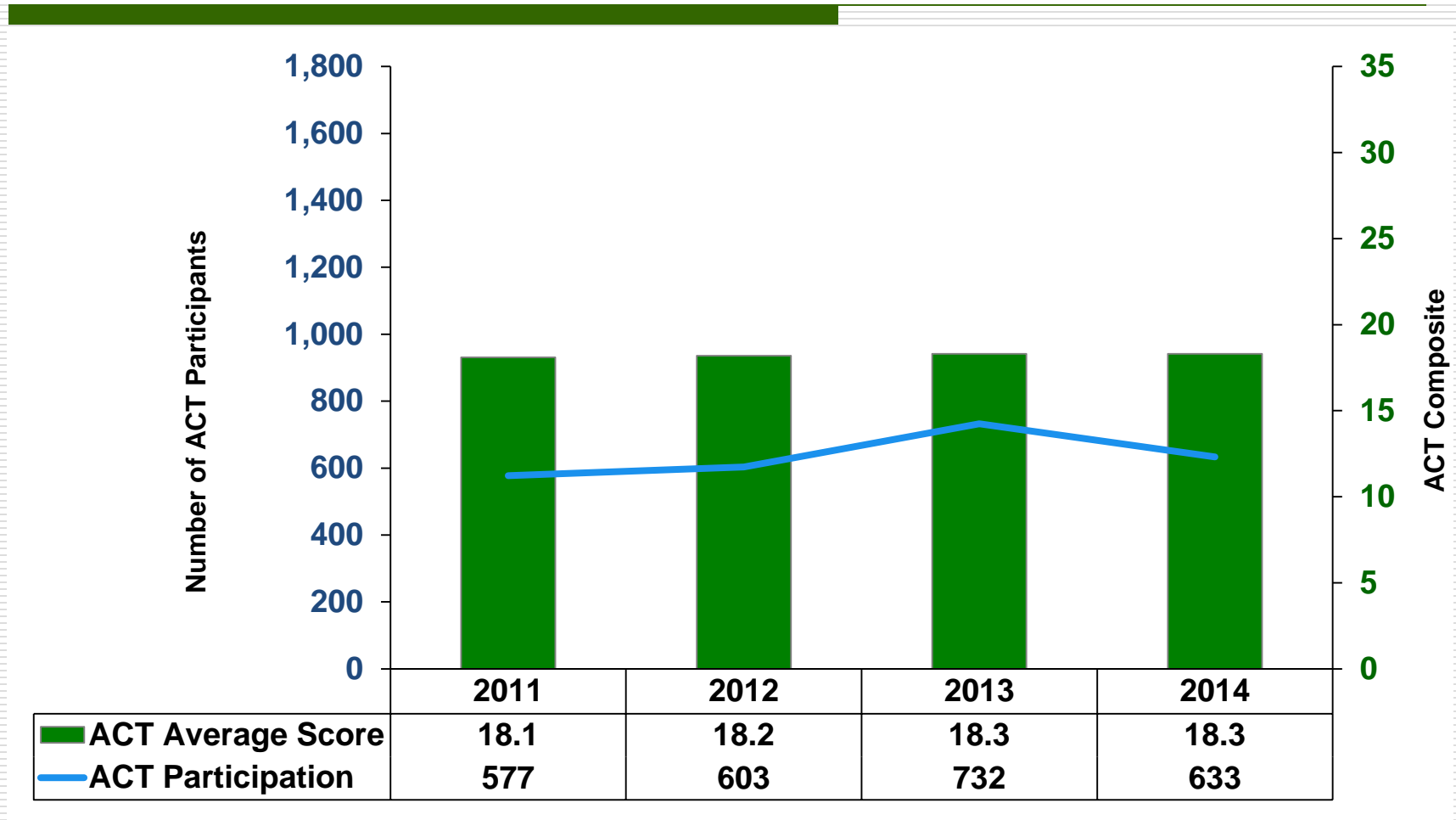
Target: By 2014-15, the District's average composite score on the ACT will meet or exceed 20 or higher as measured by ACT Inc.

American College Test (ACT) Average Composite Score

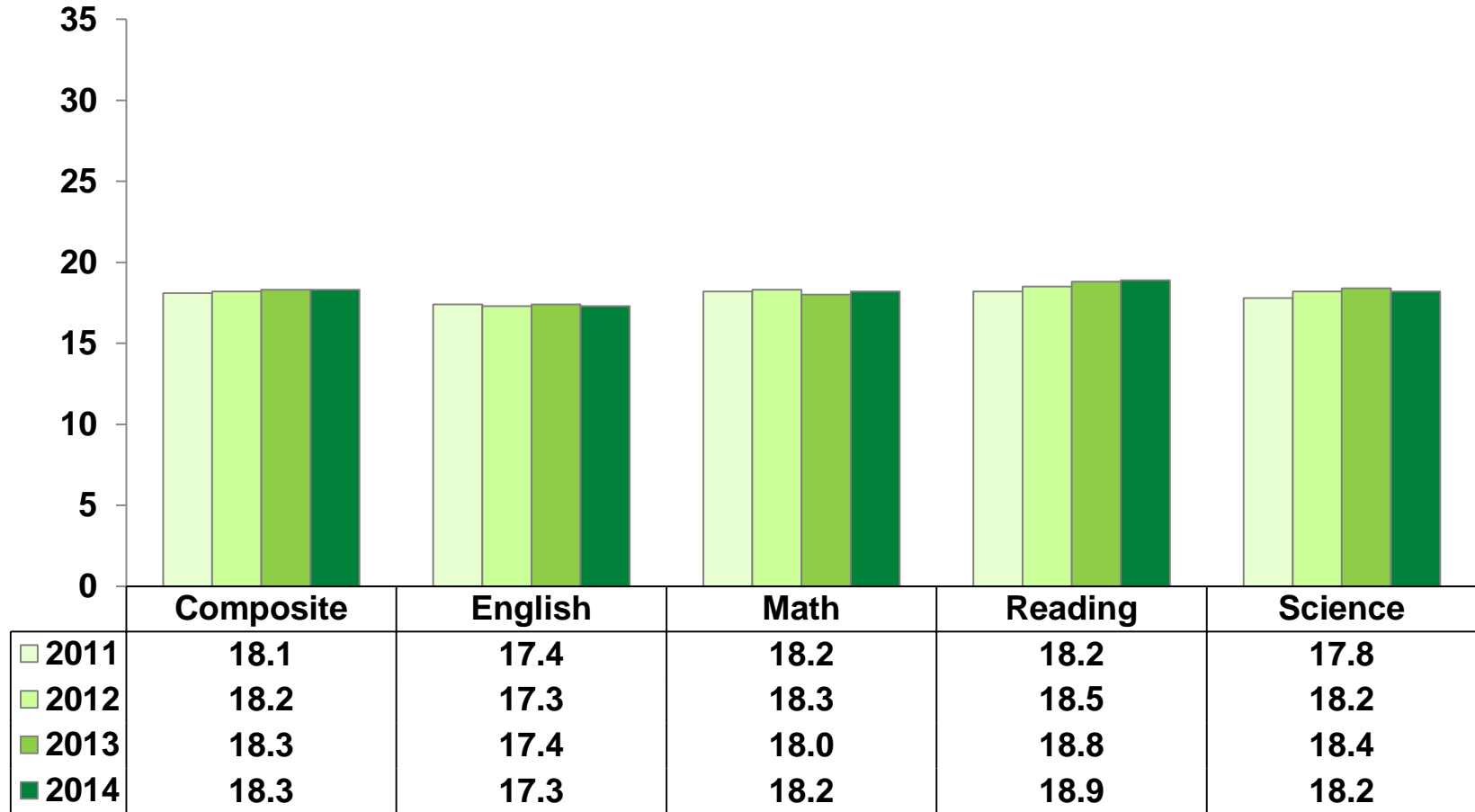


NOTE: Shading of chart color from lightest to darkest represents progression of years

American College Test (ACT) Average Composite Score with Participation



American College Test (ACT) Average Score by Content Area



NOTE: Shading of chart color from lightest to darkest represents progression of years



Strategies

- ❑ Academic Affairs has partnered with College Broad and developed a Targeted Intervention Plan to identify students in historically underperforming schools (Beach, Groves and Savannah High School) with potential to take high level coursework. These identified students will receive additional support in test taking, writing and verbal reasoning strategies to improve their performance on the SAT and ACT.
- ❑ The Executive Director of Secondary School Governance, Gifted Teacher Specialist and High School Principals will research ways to use existing resources at each site to support a full time Gifted/AP Coordinator. This approach supports the school's ability to maximize FTE earning segments and provide focused leadership needed to build a successful Gifted/Honors/AP Programs in these schools and improve both SAT and ACT scores.



Strategies

- ❑ The Executive Director of Secondary School Governance will continue to monitor student enrollment in the district's online ACT-SAT Prep Courses by school and grade level to increase performance on these high stakes tests.
- ❑ High School Principals will continue to monitor the instructional delivery and implementation of Common Core Georgia Performance Standards (CCGPS) in order to increase rigor in class, especially as it relates to verbal reasoning.
- ❑ High School Counselors will continue to provide ACT/SAT workshops for parents and students. These workshops will include information on the differences between the tests to help students make an informed decision as to which test best meets their needs.

Questions

**DISTRICT
ACCOUNTABILITY
SYSTEM**



Data Criteria

- SAT: Data are reported based on summary information provided by the testing vendor (College Board). The data reflect SY 2013-14 seniors who took the SAT at any time during high school, through June of 2014. For students taking SAT more than once, only the most recent scores are reported.

SAT scores within each content area may range from 200-800, for a total combined score range of 600-2400.

- ACT: Data are reported based on summary information provided by the testing vendor (ACT). These summaries include SY 2013-14 seniors who have taken the exam within the most recent three years. For students taking the ACT more than once, only the most recent scores are reported.

ACT scores within each content area, as well as the Composite score, may range from 1 to 36.